

PRODUCT CODE 5626

## SmartCare Damp Sheath Exterior

Asian Paints SmartCare Damp Sheath Exterior is a waterproofing coating for exterior horizontal surfaces like terraces, chajjas and also a waterproofing basecoat for Asian Paints Exterior Emulsion coatings for vertical walls.



WATER BASED

**LEAD FREE\* GUARANTEE**

\* All Asian Paints products contain no added Lead, Mercury, Arsenic or Chromium from April 2008.

### PRODUCT BENEFITS

#### Water proofing

Best in class waterproofing of up to 3 bars of positive waterproofing pressure on vertical surfaces and 5 bars of positive waterproofing pressure on horizontal surfaces

#### Adhesion

Superior Adhesion on all masonry and cementitious surfaces

#### Flexibility

Best in class flexibility with 150% elongation on horizontal surfaces

#### Crack Bridging

Superior crack bridging ability(CBA) of up to 0.5mm on horizontal surfaces

#### Warranty

5 Years waterproofing warranty

#### Application

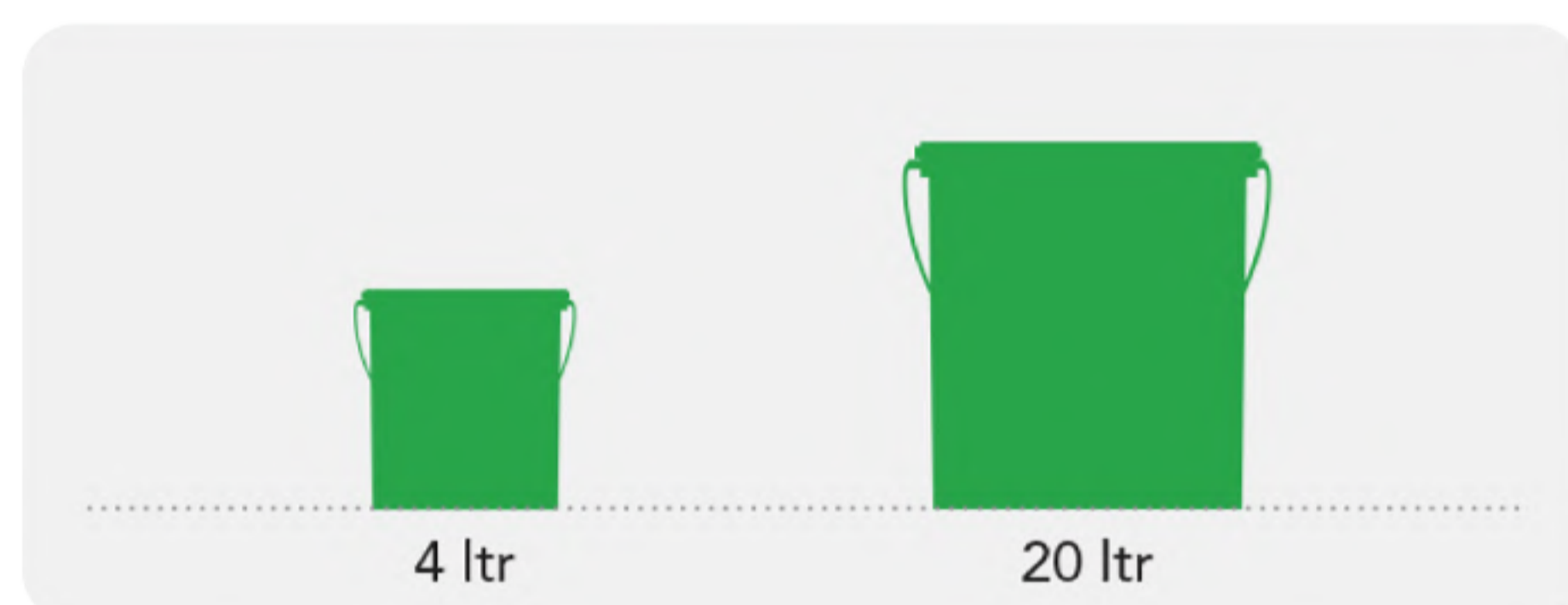
Single product for both vertical and horizontal application

#### Use

Easy to apply

### PRODUCT FEATURES

#### AVAILABLE PACKS

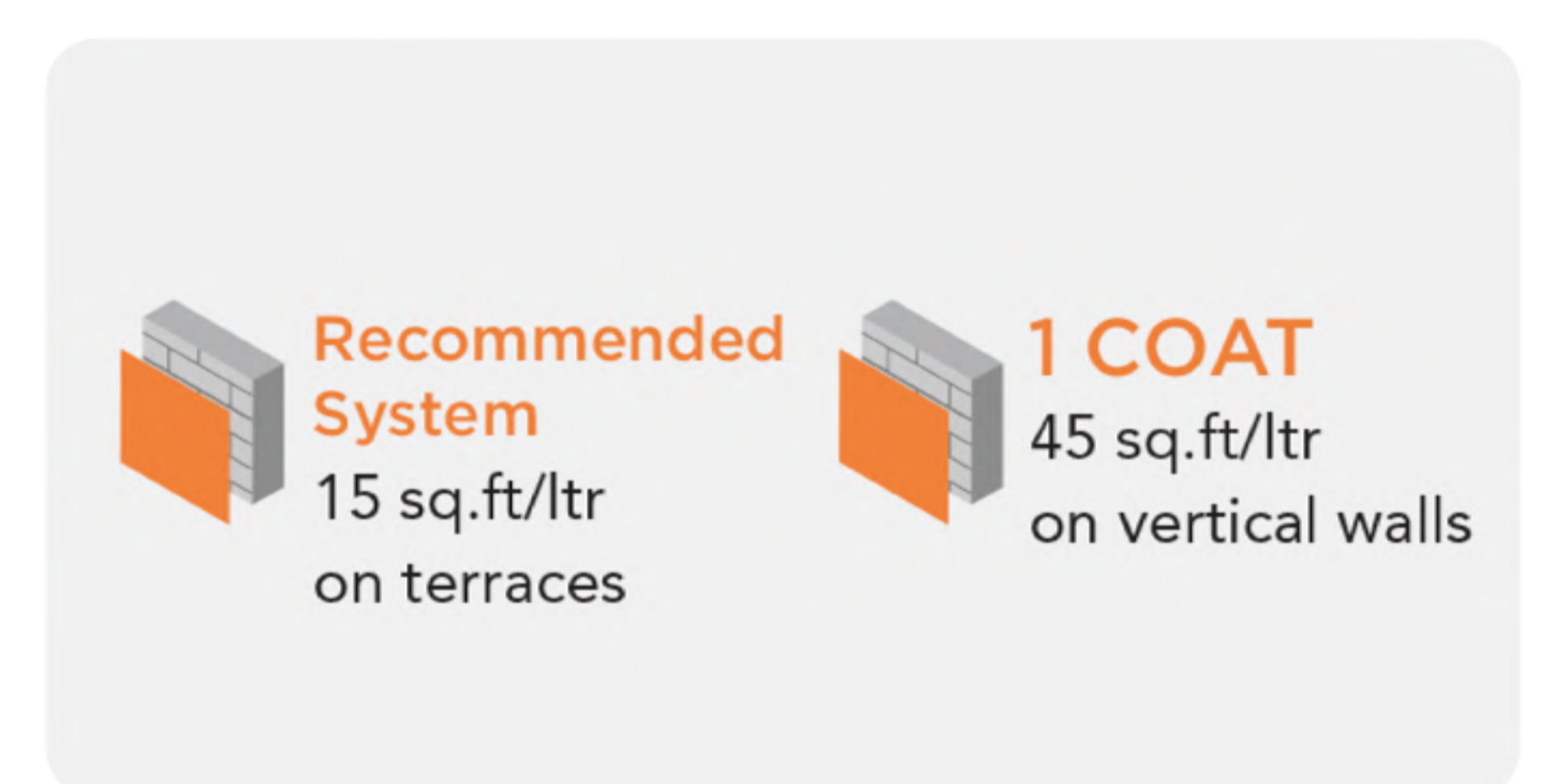


Shelf life: 5 years from date of manufacture in original tightly closed containers away from direct sunlight and excessive heat.

#### COLOURS AVAILABLE



#### COVERAGE



#### DRYING TIME TO TOUCH




#### RECOMMENDED USAGE



Can be used on all cementitious and masonry terrace surfaces, existing brick batcoba, over existing acrylic coatings and cementitious boards in terraces and waterproofing basecoat for all vertical walls.

### HOW TO APPLY

#### PRE PAINTING STEPS



**PLASTER** New masonry surfaces must be allowed to cure completely. It is recommended to allow 28 days as the curing time for new masonry surfaces. The roof must have positive slope/ drainage system to avoid water ponding at places.



**CLEANING** Surface should be free from any loose paint, dust or grease. Remove all existing bitumen coatings completely. It is recommended to use Intense wire brushing, High speed water jet and vacuum cleaner for thorough cleaning of the surface to avoid "Peeling off" problems.



**FILLING FOR CRACKS** Small cracks of up to 3 mm width or less should be cleaned & filled with Asian Paints SmartCare Crack Seal & cracks up to 10 mm width should be filled with Asian Paints SmartCare Textured Crack Filler.



**APPLICATION ON VERTICAL SURFACE/WALL** Apply one self-priming coat of Damp Sheath Exterior (10 % by volume/100 ml water to 1 ltr of SmartCare Damp Sheath Exterior) on the surface with the help of a brush or roller at 90 sq. ft./ltr consumption. Allow it to dry for minimum 4 hrs followed by one undiluted coat of SmartCare Damp Shield Exterior at 90 sq. ft./ ltr consumption to achieve overall forced coverage of 45 sq. ft./ltr. Topcoat this treatment with two coats of any Asian Paints Exterior Emulsion as per recommended application procedure.



**APPLICATION ON HORIZONTAL SURFACE/TERRACE** Apply one self-priming coat of Damp Shield Exterior (diluted with water in 3:1 ratio by volume) at 55 sq. ft./ ltr consumption. Allow it to dry for at least 3-4 hours. Apply two coats without any dilution at 37 sq. ft./ ltr consumption for each coat to achieve overall forced coverage of 15 sq. ft./ltr.

Ensure that the product is applied on the entire roof including the parapet wall to form a continuous blanket.

## ADDITIONAL INFORMATION

### POST PAINTING CARE

For the best performance of the paint, ensure proper washing and cleaning of all algal and fungal growth, if any, at regular intervals of six months.

### TECHNICAL DETAILS

**a. Form:** Ready to use viscous liquid

**b. Mix Density:** 1.26

**c. Application temperature:** 5°C to 35°C

### PRECAUTIONS

- › Repair the hallow surface area before applying Damp Sheath Exterior coat.
- › For miscellaneous surface like tiling, smooth and glossy cementitious surface, product should be used with Asian Paints SmartCare Terrace Tile primer.
- › For horizontal surfaces, use Asian Paints SmartCare Joints Tapes at all joints & corners for better reinforcement.
- › For oily, existing failure coating surface, carry patch tests to check adhesion of product to substrate.
- › The forced coverage leads to long term performance hence it is recommended to ensure coverage as per datasheet only.
- › Do not apply during rains or extreme temperatures.
- › Not recommended for rain water harvesting purpose.
- › Avoid abuses which may lead to puncturing of membrane.
- › Ensure that the product is applied at least 6 inches inside the drain pipe.
- › For best results, apply coating on parapet walls as well.

### SAFETY FEATURES

- › Kindly refer to the MSDS for Asian Paints SmartCare Damp Sheath Exterior which gives detailed information on safety measures while handling the paint, which is available on request.
- › Store the container with the lid tightly closed in an upright position, in a cool, dry place
- › Keep out of reach of children and away from eatables.
- › May be harmful if swallowed. In case of ingestion seek immediate medical attention.
- › Wear eye protection during application. In case of contact with eyes, rinse immediately with plenty of water and seek medical advice.
- › In case of skin contact immediately wash skin with soap and plenty of water. Get medical attention if irritation develops or persists.
- › Do not breathe vapour or spray. It is recommended to wear suitable nose pad during sanding and surface preparation to avoid dust inhalation
- › Do not pour leftover paint down the drain or in water courses.
- › In the event of spills, contain spillage using sand or earth.
- › No added Lead, Mercury or Chromium compounds.