

PRODUCT CODE 2355, 2356, 2357

WoodTech Melamyne Gold Clear

Asian Paints WoodTech Melamyne Gold Clear is a solvent based acid cure clear coating, which offers excellent smooth finish and good hardness.



SOLVENT BASED

PRODUCT BENEFITS

Non Yellowing

WoodTech Melamyne Gold Clear is specially formulated to resist yellowing of the film over the years.

Resistance

WoodTech Melamyne Gold Clear Interior has moderate scratch, stain and heat resistance.

Good Gloss Retention

WoodTech Melamyne Gold Clear Glossy has good gloss retention and keeps your furniture looking shiny for years.

Hardness

The hard film of WoodTech Melamyne Gold Clear protects your interior furniture effectively against daily wear and tear.

PRODUCT FEATURES

DURABILITY



VERY HIGH
INTERIOR DURABILITY

HIGH

✓ MEDIUM

LOW

COLOURS AVAILABLE

Clear*



Range of 9 attractive Translucent WoodTech Wood Stains for Interiors & 6 Attractive WoodTech Wood Stains for Exteriors available to add/change colour.

COVERAGE

On smooth sanded Sealer Coated surface by spraying



1 COAT

8 - 9 sq.mtrs./ltr/coat**

**Actual coverage may vary from the quoted coverage due to factors such as method and condition of application and surface roughness and porosity.

AVAILABLE PACKS

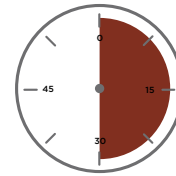


WoodTech Melamyne Gold Clear Matt (2355)- 500 ml, 1 Ltr, 4 Ltrs & 20 Ltrs.
WoodTech Melamyne Gold Clear Glossy (2356)- 500 ml, 1 Ltr, 4 Ltrs & 20 Ltrs.
WoodTech Melamyne Gold Clear Sealer (2357)- 500 ml, 1 Ltr, 4 Ltrs & 20 Ltrs.

FINISH




DRYING TIME



20 MINUTES

HOW TO APPLY


PRE PAINTING STEPS



SANDING: Sand the wooden surface along the grains using sand paper no. 180, and then 320 or 400. Wipe surface to clean off loose dust particles.



INSULATING: (Optional) Apply 1-2 coats of WoodTech Epoxy Insulator to insulate from oil & resin from the wood, also it reduces absorption of a paint material on Veneer.



DENT FILLING: If the surface has dents, apply WoodTech Filler with a putty knife over the dented area.

STAINING: To colour, apply WoodTech Wood Stains Interiors or WoodTech Wood Stains Exteriors by ragging or spraying. Allow to dry for 30 to 120 minutes.

PAINT APPLICATION PROCESS

| APPLICATION | CODE | MIXING RATIO BASE: HARDENER | THINNER | DILUTION % | APPLICATION VISCOSITY | RECOATING PERIOD |
|--|-------------|--------------------------------|---------------------------------------|--------------------------------|--------------------------------|---|
| STEP 1 WOODTECH MELAMYNE GOLD CLEAR SEALER FIRST COAT SPRAY/BRUSH | 2357 | 90 : 10 | WOODTECH MELAMYNE THINNER (D632/2126) | SPRAY 20 - 40 BRUSH 20 - 40 | SPRAY 20 - 25 BRUSH 20 - 25 | SPRAY 5 - 6 HRS BRUSH 8 - 10 HRS WET ON WET 15 MIN |
| STEP 2 SANDING SAND THE SURFACE WITH SAND PAPER 320 OR 400 AND WIPE CLEAN | | | | | | |
| STEP 3 WOODTECH PU INTERIOR SEALER SECOND COAT | 2357 | 90 : 10 | WOODTECH MELAMYNE THINNER (D632/2126) | SPRAY 20 - 40 BRUSH 20 - 40 | SPRAY 20 - 25 BRUSH 20 - 25 | SPRAY 5 - 6 HRS BRUSH 8 - 10 HRS WET ON WET 15 MIN |
| STEP 4 SANDING SAND THE SURFACE WITH SAND PAPER 320 OR 400 AND WIPE CLEAN (APPLY 3RD COAT IF REQUIRED BEFORE TOP COAT APPLICATION, SAND WITH SAND PAPER NO. 320 / 400 AND WIPE CLEAN) | | | | | | |
| STEP 5 WOODTECH PU INTERIOR MATT/GLOSSY FIRST COAT | 2355 / 2356 | 90 : 10 | WOODTECH MELAMYNE THINNER (D632/2126) | SPRAY 20 - 40 BRUSH 20 - 40 | SPRAY 20 - 25 BRUSH 20 - 25 | SPRAY 5 - 6 HRS BRUSH 8 - 10 HRS WET ON WET 15 MIN |
| STEP 6 SANDING SAND THE SURFACE WITH SAND PAPER 320 OR 400 AND WIPE CLEAN | | | | | | |
| STEP 7 WOODTECH PU INTERIOR MATT/GLOSSY SECOND COAT | 2355 / 2356 | 90 : 10 | WOODTECH MELAMYNE THINNER (D632/2126) | SPRAY 20 - 40 BRUSH 20 - 40 | SPRAY 20 - 25 BRUSH 20 - 25 | SPRAY 5 - 6 HRS BRUSH 8 - 10 HRS WET ON WET 15 MIN |
| (APPLY THIRD COAT IF REQUIRED AFTER SANDING WITH SAND PAPER NO. 320 / 400 AND WIPE CLEAN) | | | | | | |

1. WoodTech Melamyne Gold Clear Base should be thoroughly stirred and mixed with the hardener and thinner in the specified mixing ratio.
2. Mix Matt and Glossy finishes for desired level of sheen.
3. WoodTech Melamyne Gold Clear must not be polluted with oil, varnish or the like and must not be sanded with steel wool between coats.
4. The base and the hardener must be consumed within one week of opening

5. If the coating gets physically damaged (cuts and dents) due to impact of sharp objects or any other means, after application or in normal usage, then the damaged surface must be repaired by application of fresh coats of WoodTech Melamyne Gold Clear on the specific area.
6. Recoat period is quoted for 30°C and 75% relative humidity, these may vary under different conditions.
7. Use only WoodTech Melamyne Gold Clear Sealer or Top coat during wet on wet application.
8. Spraying air pressure 2.2 to 2.8 Kgs/sq.cm.
9. Viscosity as measured through a Ford cup B4 at 30°C.

HOW TO CHOOSE COLOURS

Browse through Asian Paints colour tools to help you find the right colour combination

WOODSTAIN FANDECK



AQUADUR WOOD STAINS SHADE CARD



WOODTECH WOOD STAIN SHADE CARD



ADDITIONAL INFORMATION

POST PAINTING CARE

For removing stains on tiles and metal surfaces, apply NC Thinner on the surface and wipe clean.

If stains are difficult to remove, scrapping can be done after applying NC thinner on the stained area.

Precautions need to be taken while spraying/brushing, like masking of adjoining areas with suitable material, as the stains may be difficult to remove if present on wood or coated wooden and wall surfaces.

TECHNICAL DETAILS

a. Drying Time: Surface dry time 20 minutes. Tack Free time 2 hrs.

b. Gloss levels: 80% minimum (Glossy) and 10-15% (Matt) on coated wooden panel at 60° Gloss Head.

c. Flash point (IS 101/1987, Part 1, Sec 6): Above 25°C (77° F).

d. Stability of thinned paint: To be used within 8 hours.

e. Shelf Life: 3 years from date of manufacture in original tightly closed container away from direct sunlight and extensive heat.

PRECAUTIONS

- > For optimum performance, Asian Paints WoodTech Melamyne Gold Clear must be applied at a temperature between 20°C and 40°C and humidity not above 75%.
- > Do not over-thin and mix according to recommended ratios.
- > Stir well and strain before use.

SAFETY FEATURES

- > Kindly refer to the MSDS for WoodTech Melamyne Gold Clear Sealer, Gloss and Matt, which gives detailed information on safety measures while handling the paint.
- > Store the product at ambient conditions in well ventilated locations and away from source of ignition and fire.
- > Use protective equipment like rubber/polyurethane gloves, safety goggles/glasses, face mask while handling the paint.
- > Avoid eye and skin contact. In both cases wash with soap and plenty of water. Get medical attention if irritation develops or persists.
- > Do not inhale or ingest. In case of inhalation move to fresh air and seek medical attention if symptoms persist in both cases.
- > Dispose in land filling. Do not dispose in any drain or land filling.
- > No added Lead, Mercury or Chromium compounds.
- > Flammable.