



APEX CREATEX

Textures for Exterior Spaces



Createx Dholpur - Brick Pattern
Apex Ultima
Topcoat 1 - Steel Grey (0643)
Topcoat 2 - Antique White (0940)
Grooves - Frosted Chocolate (8654)



Entrance wall

Everyone loves compliments, especially when they come knocking at your door. And when the first wall of your house itself can put you in limelight, what more can you ask for?

Go ahead, transform your entrance wall with these warm and inviting textures that are crafted to instill a new charm in your entrance.








Creutex Roller Finish Waves Pattern

Tile Guard Clear Matt
Solemn Grey (8302)





Createx Roller Finish Diagonal Pattern

Tile Guard Clear Matt

Topcoat 1 - Sandstone (3211) - Colourwash

Topcoat 2 - Herbal Pack (8602) - Colourwash





Createx Scratch Finish

Crisscross Pattern

Apex Ultima
Winter Moon (8258)




KUMARS



Createx Dholpur Brick Pattern

Apex Ultima
Red Rust - N (9937)



Createx Dholpur - Spray Pattern
Apex Ultima
Sleigh Bells (8295)



Highlight wall

There's always that one exterior wall of your house which you decorate on festivals and special occasions, that wall which makes your house a landmark.

Use our vibrant and bold textures to transform your special highlight wall into a real showstopper.







Createx Scratch Finish Groovy Woods Pattern

Apex Ultima
Basecoat - Nut Brown - N (0419)
Topcoat - Oyster Grey (8473)





Createx Scratch Finish Swirly Circle Pattern

Apex Ultima
Basecoat - Raven Song (8253)
Topcoat - Indian Copper (M501)





Createx Dholpur Spray Pattern

Apex Ultima
Milky Green (9384)





Createx Scratch Finish Rainfall Pattern

Apex Ultima
Frosted Chocolate (8654)



Creutex Scratch Finish - Ocean Pattern
Apex Ultima
Teal Blast (7503)




Balcony wall

A special place in your house where you feel the bliss. A place where you often spend your 'me time'. A place where you spend time reading or simply watching the sky or chatting with your friends for hours.

Make this place more personal with a texture that echoes your personality.







Createx Roller Finish Woody Pattern

Apex Ultima
Basecoat - Soft Brown (9535)
Topcoat - Balasam Brown (8520) - Colourwash
Grooves - Raven Song (8253)





Createx Scratch Finish Slate Pattern

Apex Ultima
Basecoat - Purple Pansy (7182)
Topcoat - Grey Wash (9460) - Colourwash





Createx Dholpur Brushing Pattern

Apex Ultima
Tropics (8513)





Createx Scratch Finish Ocean Pattern

Apex Ultima
Oceans Whisper (7436)

Apex Createx Scratch Finish



Apex Createx is a synthetic intermediate finish designed with high quality exterior durable acrylic modified resin and special quality texturing material. With its unique engraved finish Apex Createx offers a wide range of patterns that combine decoration and protection.

DIRECTIONS FOR USE

Clean the surface and repair the surface imperfections with a mixture of white cement and fine sand (ratio 1:3) and allow it to cure. Texture itself can accommodate minor imperfections. Apply Apex Createx by a trowel to obtain a uniform coating of around 1.5-2 mm thickness. Allow it to set for 5-15 min. before creating a pattern.

For Patterns:

Crisscross/Rainfall: For Crisscross pattern, move trowel in horizontal and vertical strokes. For patterns like vertical/swirl /rainfall move the trowel in appropriate direction. Let the texture dry overnight before topcoat application. Apply 2 - 3 coats of Asian Paints Apex or Apex Ultima by diluting 1 litre with a maximum of 400ml of water.

Swirly Circle: Create swirl pattern as mentioned above. Afterwards, use the lid of 1 L paint and move the grooves at the back of the lid clockwise or anti - clockwise on the texture to create swirls. Apply 2 coats of Apex Ultima dark shade. On top of

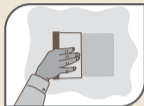
that, apply 1 coat of light shade for a dual tone effect.

Ocean: Move trowel in clockwise and anti - clockwise direction on the texture to create swirls on wet texture. Move the swirl tool to create clockwise patterns. Apply topcoat as suggested for crisscross pattern.

Slate: Paste masking tape to create the horizontal grooves. Apply 1 coat of texture and create pattern by gently dragging the material in random directions via steel trowel. Gently buff to flatten the edges. Allow it to set for 10 min. and then remove the masking tape. Apply 2 coats of Apex or Apex Ultima basecoat and let it dry. Apply topcoat as colourwash using sponge.

Groovy Woods: Apply 1 coat of texture and create the pattern by dragging edge of fiber trowel horizontally. Merge all the lines and flatten the pattern using the fiber trowel. Let it dry overnight. Apply topcoat as suggested for Swirly Circle.

Apex Createx Dholpur



Asian Paints Apex Createx Dholpur is a synthetic intermediate finish designed with high quality acrylic modified resins for durable exteriors. With its unique stone like resemblance, Apex Createx Dholpur offers a wide range of patterns that combine decoration with protection and imparts a super-premium look to the exterior walls.

DIRECTIONS FOR USE

Clean the surface and repair the surface imperfections with a mixture of white cement and fine sand (ratio 1:3) and allow it to cure. Texture itself can accommodate minor imperfections. Apply Dholpur texture with a trowel or a spatula to obtain coating of around 0.5 - 1 mm thickness. Allow to set it for 4 - 6 hours

For Patterns:

Brick: Apply 1st coat of Dholpur material using trowel and allow it to dry. Paste masking tape to get the desired brick pattern and apply 2nd coat of texture. Allow to set for 5 - 10 min. and create the pattern by moving the trowel in diagonal manner. Remove the masking tapes and allow it to set overnight. Apply 2 - 3 coats

of Asian Paints Apex or Apex Ultima by diluting 1 litre with a maximum of 400ml of water.

Spray: Apply Createx Dholpur using a texture gun and compressor. Spray the texture uniformly over the surface and allow it to set overnight. Apply topcoat as suggested for Brick Pattern.

Brushing: Apply 1st coat of Dholpur material using trowel and allow to dry. Apply 2nd coat of texture using trowel and create brush pattern using Royal Play Special Effects brush and allow it to set overnight. Apply topcoat as suggested for brick pattern.

Apex Createx Roller Finish



Asian Paints Apex Createx Roller Finish is a modified acrylic, water - based exterior product specially designed as an intermediary coating. It facilitates excellent adhesion of subsequent coats. It offers a unique texture pattern which have a distinctive appeal.

DIRECTIONS FOR USE

Clean the surface and repair surface imperfections with Asian Paints TruCare Wall Putty or a mixture of white cement and fine sand (in the ratio of 1:3). For freshly plastered surfaces, apply one coat of Asian Paints TruCare Exterior Wall Primer by thinning 1 litre of each primer and water and allow it to dry. Apply Apex Createx Roller Finish (without diluting) using Honey Comb Open Cell Roller or any other application tool to generate desired patterns and allow to dry for 4 - 6 hours. Apply 2 - 3 coats of Apex or Apex Ultima by diluting 1 litre with maximum 400ml of water.

For Patterns:

Waves: After depositing texture use steel trowel to lightly press on the wall and move the trowel in clockwise direction to create the pattern. Do this for the whole area of application. Let the texture dry for a minimum of 4 hours. Use 1 coat of Tile Guard

Clear followed by one or two coats of Tile Guard Tinted. Use sponge to color wash and get a 2 - tone appearance. Add 300ml of water to 1 litre of Apex Tile Guard Clear Matt.

Woody: Once texture is deposited on the substrate, use timber tool to roll in vertical or horizontal way to create the desired woody pattern. Let the texture dry for a minimum of 4 hours. Apply topcoat, basecoat as done for Slate. Use Ultima in grooves.

Diagonal: Once texture is deposited on the substrate, use steel trowel to lightly press on the wall and move the trowel in diagonal pattern ensuring uniformity in the diagonal lines. Let the texture dry for a minimum of 4 hours. Apply topcoat as suggested above for waves pattern.



**Createx Scratch Finish
Crisscross Pattern**
Apex Ultima
Winter Moon (8258)



**Createx Scratch Finish
Slate Pattern**
Apex Ultima
Basecoat - Purple Pansy (7182)
Topcoat - Grey Wash (9460) -
Colourwash



**Createx Dholpur
Brick Pattern**
Apex Ultima
Red Rust - N (9937)



**Createx Roller Finish
Diagonal Pattern**
Tile Guard Clear Matt
Topcoat 1 - Sandstone (3211) - Colourwash
Topcoat 2 - Herbal Pack (8602) - Colourwash



**Createx Scratch Finish
Rainfall Pattern**
Apex Ultima
Frosted Chocolate (8654)



**Createx Scratch Finish
Groovy Woods Pattern**
Apex Ultima
Basecoat - Nut Brown - N (0419)
Topcoat - Oyster Grey (8473)



**Createx Dholpur
Spray Pattern**
Apex Ultima
Milky Green (9384)




**Createx Roller Finish
Woody Pattern**
Apex Ultima
Basecoat - Soft Brown (9535)
Topcoat - Balasam Brown (8520) - Colourwash
Grooves - Raven Song (8253)



**Createx Scratch Finish
Swirly Circle Pattern**
Apex Ultima
Basecoat - Raven Song (8253)
Topcoat - Indian Copper (M501)



**Createx Scratch Finish
Ocean Pattern**
Apex Ultima
Oceans Whisper (7436)



**Createx Dholpur
Brushing Pattern**
Apex Ultima
Tropics (8513)



**Createx Roller Finish
Waves Pattern**
Tile Guard Clear Matt
Solemn Grey (8302)



00000000 - Apex Createx Book

Manufactured by: Pragati Offset Pvt. Ltd., 17, Red Hills, Hyderabad - 500 004

Marketed by: Asian Paints Ltd., 6A, Shantinagar, Santacruz (E), Mumbai - 400 055

Packed dt: 09/2019

Net Qty: 1 No. Book

For more information, visit our website www.asianpaints.com

For feedback or complaints write to Customer Centricity Manager at the above mentioned Asian Paints Ltd. address or call 1800-209-5678