

Product Code: 1C04 / Shade Code: OB62

Nilaya Arc - Pearlescent

Nilaya Arc by Asian Paints that masterfully blends the elegance of heritage with modern sophistication. Its unique lime based composition delivers a new tactile finish, that evokes the charm of historical craftsmanship. Ideal for creating heritage-inspired spaces, Nilaya Arc transforms interiors with timeless grandeur.

PRODUCT BENEFITS

Lime Based Paint

At its core, Nilaya Arc celebrates sustainability and heritage with a lime-based composition, creating exquisite artistry.

Silicon Tactility

Infused with silicon, Nilaya Arc offers a durability that speaks of lasting resilience. Its superior formulation combines timeless artistry with new age innovation.

Stain Cleanability*

Infused with silicon, Nilaya Arc offers a durability that speaks of lasting resilience. Its superior formulation combines timeless artistry with new age innovation.

Alluring Pearl Finish:

Alluring Pearl Finish offers a delicate sheen and an iridescent glow, enhancing interiors with depth and elegance, its refined surface provides a soft, luxurious lustre, ideal for timeless sophistication.

Low VOC:

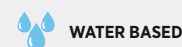
Low VOC formulation, offers a modern sustainability to the age-old beauty of lime, making luxury conscientious.

100+ shades inspired by heritage

A palette of over 100+ shades, deeply rooted in a rich tapestry of heritage. Each hue reflects timeless luxury, infusing spaces with warmth and sophistication while telling a story of grace.

10 year warranty*:

Nilaya Arc offers 10-year warranty* against paint peeling and flaking, ensuring unparalleled performance and enduring elegance year after year.

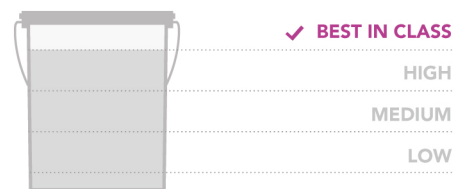


WATER BASED

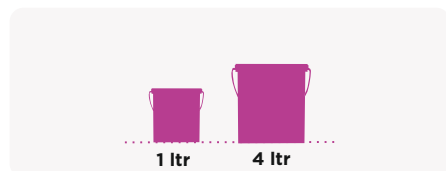
LOW VOC, NO ADDED MERCURY CHROMIUM

PRODUCT FEATURES

WASHABILITY




AVAILABLE PACKS



Shelf life: 3 Years from date of manufacture in original tightly closed containers away from direct sunlight and excessive heat.

COLOURS AVAILABLE

100+*



FINISH

PEARLESCENT

COVERAGE

On normal masonry surface with brush + short nap roller



2 COAT

100 - 120
Sq.ft/ltr**

**Actual coverage may vary from the quoted coverage due to factors such as method and condition of application and surface roughness and porosity.

HOW TO APPLY

DIRECTION FOR USE OF NILAYA ARC PEARLESCENT:

1. Sand the surface with Asian Paints TruStar Sanding Paper 180 to remove loose particles, paint, dust, grease, or any other contamination. Wipe clean.
2. Apply a coat of Asian Paints TruCare Wall Primer (WT) or Royale Wall Basecoat or Dampsheath Interior and allow to dry for 4-6 hours.
3. Smoothen the surface with 2 coats of TruCare Acrylic Wall Putty. Allow to dry for 4-6 hours between 2 coats of putty.
4. Sand the surface with Sandpaper No. 180 and wipe clean.
5. Apply another coat of Asian Paints TruCare Wall Primer (WT) or Royale Wall Basecoat or Dampsheath Interior and allow drying for 4 - 6 hours.
6. Sand the surface with Asian Paints TruStar Sanding Paper 320 and wipe clean. For best finish, ensure the surface is smooth, uniform, and free from undulations.
7. Thin 1 liter of Nilaya Arc Pearlescent with 300 - 350 ml of water. Thoroughly mix the paint before application.
8. Apply first coat using a Short Nap felt roller preferably Asian Paints Roller 950 followed by foam roller. An extra coat may required to obtain complete hiding. This extra coat should be applied before applying the final coat. The second or final coat to be applied for creating different finishes as below. Please refer to QR code below to watch the detailed application video of unique finishes.
 - a. **Natural Pearl Finish:** Apply second coat or final coat with felt roller followed by foam roller to reveal a rich & natural finish that epitomizes luxury
 - b. **Vintage Pearl Finish:** Apply second coat or final coat by brush in a criss-cross pattern to add old-world charm & depth to the finish
 - c. **Cloudy Enigma Finish:** Apply second coat or final coat using Short Nap Felt roller preferably Asian Paints Roller 950 then move sponge in circles to create a dreamy aesthetic effect

HOW TO CHOOSE COLOURS


‘Choose from the 100+ shades available in Pearlescent palette’



Nilaya Arc Shade Card

ADDITIONAL INFORMATION

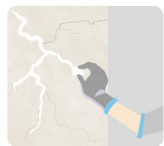
PRE PAINTING STEPS



PLASTER New masonry surfaces must be allowed to cure completely. It is recommended to allow 28 days as the curing time for new masonry surfaces.



CLEANING Surface should be free from any loose paint, dust or grease. Growths of fungus, algae or moss should be removed by wire brushing and water. In case of areas having excessive dampness use Asian Paints DampBlock to limit further dampness. When the underlying surface exhibits chalkiness, in spite of thorough surface cleaning, use Asian Paints Exterior Sealer.



FILLING FOR CRACKS For filling cracks upto 3mm use Asian Paints Crack Seal.



FILLING FOR HOLES & DENTS In case of dents and holes use Asian Paints Acrylic Wall Putty or white cement and fine sand in the ratio 1:3. **For interior surfaces or substrates that are subjected to continuous seepage or dampness, kindly use Asian Paints SmartCare Damp Block before the top coat application.**

POST PAINTING CARE

REMOVAL OF STAIN:

- > The Golden rule for removing any wall stains is that one should remove it immediately.
- > For regular household stains like pencil, tea, coffee, crayons etc, use 5% soap/ detergent solution. Use a sponge to remove the stains.
- > In case of tough stains like turmeric, sketch pen, use a mild detergent solution (e.g Pril, Vim Liquid etc) for cleaning the stains.

REMOVAL OF DUST:

- > Remove all dirt using a clean cloth or duster. Always remove dirt from top to bottom, this helps in avoiding loose dirt to smudge the walls.

PRECAUTIONS

- > Substrate in case of fresh must be at least 28 days old. Do not apply to surface in permanent contact with water.
- > Do not keep the material open, tinted material to be consumed within 48 h.
- > Material being used for large spaces should be tinted and diluted in a single batch.
- > Complete curing of paint will require a minimum of 3-4 weeks in ambient conditions.

SAFETY FEATURES

- > Kindly refer to the MSDS for Asian Paints Nilaya Arc Pearlescent which gives detailed information on safety measures while handling the paint, which is available on request.
- > Store the container with the lid tightly closed in an upright position, in a cool, dry place.
- > Keep out of reach of children and away from eatables. May be harmful if swallowed. In case of ingestion seek immediate medical attention.
- > Wear eye protection during application. In case of contact with eyes, rinse immediately with plenty of water and seek medical advice.
- > In case of skin contact immediately wash skin with soap and plenty of water. Get medical attention if irritation develops or persists.
- > Do not breathe vapour or spray. It is recommended to wear suitable nose pad during sanding and surface preparation to avoid dust inhalation.
- > Do not pour leftover paint down the drain or in water courses.
- > In the event of spills, contain spillage using sand or earth.
- > No added Lead, Mercury, or Chromium compounds.

TECHNICAL DETAILS

a. Drying time: Surface dry time 30 minutes.

b. Sheen levels: NA

c. Flash point IS101/1987 Part 1, Sec 6: Not applicable.

d. Stability of thinned paint: To be used within 24 hours.

e. Film Integrity (Peeling / Flaking): Paint film cracking / flaking off from the composite system / Primer coat