

PRODUCT CODE 1A29

Royale Glitz

Royale Glitz Luxury Emulsion is an Ultra Sheen interior paint which provides a rich luxurious finish to your walls. It also offers unmatched stain repellency to keep the walls beautiful.

PRODUCT BENEFITS

Luxury with Teflon™

Royale Glitz provides best of both the worlds of Décor and Performance. It has Teflon surface protector which makes it extremely durable and toughest household stains can be cleaned easily and on the other hand. It has luxurious Ultra Sheen finish which is unmatched.

Stain Repellent

Royale Glitz helps in repelling the household stains on the wall by not allowing it to percolate deep in film. This unique property makes cleaning the walls much easier and hassle free.

Ultra - Sheen Finish

Ultra - Sheen Finish offers enhanced radiance on the wall making your home look luxurious with rich finish.

Royale Designer Palette

Royale range of products have an exclusive designer Palette of 35 shades curated by the fashion legend Sabyasachi Mukherjee. The shades are inspired by the colours of India's floral splendor, heritage architecture and antique Textiles.

Green Assure

The promise of Green Assure from Asian Paints, implies that this product conforms to strict international environmental and safety standards. Low VOC standards and the absence of any harmful chemical results in very low odour.

Warranty

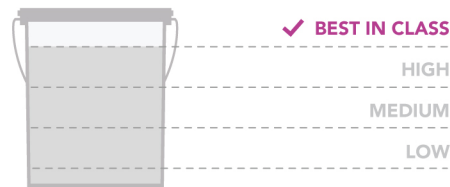
Royale Glitz comes with a comprehensive 8-year performance warranty. For further details please refer to the Royale Range of Emulsion warranty document.



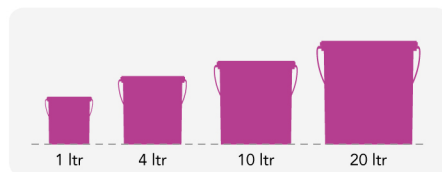
WATER BASED

PRODUCT FEATURES

WASHABILITY



AVAILABLE PACKS

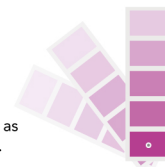


5 years shelf life from date of manufacture in original tightly closed containers away from direct sunlight and excessive heat. Diluted paints to be used within 12 hours.

COLOURS AVAILABLE

2200*

**Currently available in 2200 shades as per the Asian Paints Colour Cosmos.



FINISH



SMOOTH

Refer to sheen levels in technical details.

COVERAGE

On normal masonry surface after brushing



1 COAT

BRUSH/ROLLER: 260 - 280 sq. ft/ltr
FELT-ROLLER: 250 - 270 sq. ft/ltr
SPRAY: 180 - 220 sq. ft/ltr




2 COATS

BRUSH/ROLLER: 140 - 160 sq. ft/ltr
FELT-ROLLER: 130 - 150 sq. ft/ltr
SPRAY: 90 - 110 sq. ft/ltr

**Actual coverage may vary from the quoted coverage due to factors such as method and condition of application and surface roughness and porosity.

HOW TO APPLY

PRE PAINTING STEPS



PLASTER New masonry surfaces must be allowed to cure completely. It is recommended to allow 28 days as the curing time for new masonry surfaces.



CLEANING Surface should be free from any loose paint, dust or grease. Growths of fungus, algae or moss should be removed by wire brushing and water. In case of areas having excessive dampness use Asian Paints DampBlock to limit further dampness. When the underlying surface exhibits chalkiness, in spite of thorough surface cleaning, use Asian Paints Exterior Sealer.



FILLING FOR CRACKS For filling cracks up to 3mm use Asian Paints SmartCare Exterior Sealer.



FILLING FOR HOLES & DENTS Use Asian Paints Acrylic Wall Putty or white cement and fine sand in the ratio 1:3.

For interior surfaces or substrates that are subjected to continuous seepage or dampness, kindly use Asian Paints SmartCare Damp Block before the top coat application.

PAINT APPLICATION PROCESS

APPLICATION

- STEP 1
SANDING
- STEP 2
ROYALE WALL BASECOAT
BRUSH / ROLLER / SPRAY
- STEP 3
ACRYLIC WALL PUTTY
PUTTY KNIFE
- STEP 4
SANDING
- STEP 5
ROYALE WALL BASECOAT
BRUSH / SPRAY / ROLLER
- STEP 6
SANDING
- STEP 7
FIRST COAT ROYALE GLITZ
ROLLER / SPRAY
- STEP 8
SECOND COAT ROYALE GLITZ
ROLLER / SPRAY

CODE

THINNER

DILUTION %

APPLICATION VISCOSITY¹

RECOATING PERIOD

SAND THE SURFACE WITH SAND PAPER 180 AND WIPE CLEAN				
0025	WATER	BRUSH/ROLLER 8 - 10 SPRAY 15 - 20 40% - 50%	BRUSH/ROLLER 40 - 50 SPRAY 20 - 25	4 - 6 HRS
1354	WATER	BASED ON REQUIREMENT	N/A	4 - 6 HRS
SAND THE SURFACE WITH SAND PAPER 180 AND WIPE CLEAN				
0025	WATER	BRUSH/ROLLER 8 - 10 SPRAY 15 - 20 40% - 50%	BRUSH/ROLLER 40 - 50 SPRAY 20 - 25	4 - 6 HRS
SAND THE SURFACE WITH SAND PAPER 320 AND WIPE CLEAN				
1A29	WATER	BRUSH + ROLLER 30 - 35% FELT ROLLER 25 - 30% AIRLESS SPRAY 10 - 20%	BRUSH + ROLLER 40 - 50 FELT ROLLER 60 - 70 AIRLESS SPRAY 80 - 100	4 - 6 HRS
1A29	WATER	BRUSH + ROLLER 30 - 35% FELT ROLLER 25 - 30% AIRLESS SPRAY 10 - 20%	BRUSH + ROLLER 40 - 50 FELT ROLLER 60 - 70 AIRLESS SPRAY 80 - 100	4 - 6 HRS

1. As measured through a Ford cup. 2. Recoat period is quoted for 30°C and 50 - 60% Relative Humidity, these may vary under different conditions. 3. Provide adequate ventilation for application and drying. 4. Do not apply Royale Glitz if humidity is greater than 90%. It may cause prolonged drying time of paint and moisture condensation on the walls.

HOW TO CHOOSE COLOURS

Browse through Asian Paints colour tools to help you find the right colour combination.

COLOUR COSMOS*

COLOUR WITH ASIAN PAINTS

ROYALE BOOK
OF COLOURS

ROYALE
SHADE CARD

ROYALE
DESIGNER PALETTE




Visualize colour on your walls with



Colour with
Asian Paints



Scan to know more



*These shades are for reference only. Please refer to the Colour Cosmos or Colour Palette for correct shade reference.

ADDITIONAL INFORMATION

VOC CONTENT



LOW VOC
CONTENT

Asian Paints Royale Glitz Luxury emulsion meets the LEEDS VOC criteria as per Indian Green Building Council version 1.0 as tested at Shriram Institute for Industrial Research.

PRECAUTIONS

- > Do not apply when ambient temperature is less than 10°C or if the temperature might drop to this level within 4 hrs of application.
- > Do not over-thin or over-extend the brush.
- > Tint using Asian Paints machine colourants only.
- > Stir well and strain before use.
- > Tinted paints need thorough shaking immediately after tinter addition as well as before use.

POST PAINTING CARE

- > The Golden rule for removing any wall stains is that one should remove it immediately.
- > Remove all dirt using a clean cloth or duster. Always remove dirt from top to bottom, this helps in avoiding loose dirt to smudge the walls.
- > For regular household stains like pencil, tea, coffee, crayons etc, use 5% soap / detergent solution. Use a sponge to remove the stains.
- > In case of tough stains like turmeric, sketch pen, use a mild detergent solution (e.g. Pril, vim Liquid etc) for cleaning the stains.

SAFETY FEATURES

- > Kindly refer to the MSDS for Asian Paints Royale Glitz which gives detailed information on safety measures while handling the paint, which is available on request.
- > Store the container with the lid tightly closed in an upright position, in a cool, dry place
- > Keep out of reach of children and away from eatables.
- > May be harmful if swallowed. In case of ingestion seek immediate medical attention.
- > Wear eye protection during application. In case of contact with eyes, rinse immediately with plenty of water and seek medical advice.
- > In case of skin contact immediately wash skin with soap and plenty of water. Get medical attention if irritation develops or persists.
- > Do not breathe vapour or spray. It is recommended to wear suitable nose pad during sanding and surface preparation to avoid dust inhalation.
- > Do not pour leftover paint down the drain or in water courses.
- > In the event of spills, contain spillage using sand or earth.
- > No added Lead, Mercury or Chromium compounds.

TECHNICAL DETAILS

- Drying time:** Surface dry time 30 min
- Sheen levels:** 40 - 50 at 60 deg GH
- Flash point IS101/1987 Part 1, Sec 6:** NA
- Stability of thinned paint:** To be used within 24 hours
- For Spray application:** Use Asian Paints Spray Gun - Trucare GX19 or IN 23/12
Tip size: FFLP 514/515/516
Pressure: 1200 - 1500 PSI
Number of Coats: Minimum 2