

PRODUCT CODE: 6A55

WoodTech Insignia Chrome

Asian Paints WoodTech Insignia Chrome series is acrylic Based super fine special effect paint, which transforms wooden furniture into luxurious & unique masterpiece.

PRODUCT BENEFITS

International Product


Best in class Italian, Special effect for wood and glass.

High Degree of Customisation

Gives freedom to the customer to choose the look and experiment with colours

Wow Effect

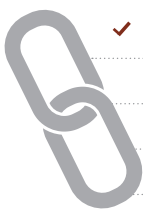
Highlights the surface and augments the decor quotient



SOLVENT BASED

PRODUCT FEATURES

DURABILITY



✓ VERY HIGH INTERIOR DURABILITY

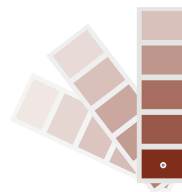
HIGH

MEDIUM

LOW

COLOURS AVAILABLE

4 (Gold, Silver, Champagne and Rosegold)



AVAILABLE PACKS



500 ml



1 ltr

COVERAGE

On smooth sanded sealer coated by Spraying



1 COAT

4-5 sq. mtrs./ltr/coat**

**Actual coverage may vary from the quoted coverage due to factors such as method and condition of application and surface roughness.

FINISH

NA

HOW TO APPLY

PRE PAINTING STEPS



CLEANING: Ensure wood to be coated is properly seasoned and all impurities are removed from the wood. Check and maintain moisture level in wood in the range of 10- 15%. Avoid higher moisture content in wood as it will lead to surface defects like popping, pinholes, and poor substrate wetting. Application area & surface must be free from dust, oil, grease, or foreign particles to prevent contamination. Compressor must be free from moisture and oil. Ensure good ventilation in application area.



SANDING: Sand the wooden surface along the grains using sand paper no. 180, and then 320 or 400. Wipe surface to clean off loose dust particles.



INSULATING: (Recommended) Apply 1-2 coats of WoodTech Epoxy Insulator to insulate from oil & resin from the wood, also it reduces absorption of a paint material on Veneer or Plywood & MDF.



DENT FILLING: If the surface has dents, apply WoodTech Filler with a putty knife over the dented area.

NOTE: 1. Asian Paints Woodtech Insignia Chrome should be thoroughly stirred and mixed with thinner in the specified mixing ratio. 2. If the wood is previously coated, remove the coating by scraping before application of Asian Paints Woodtech Insignia Chrome as per the above recommended procedure. 3. Asian Paints Woodtech Insignia Chrome must not be polluted with oil, varnish or the like and must not be sanded with steel wool between coats. 4. If the coating gets physically damaged (cuts and dents) due to impact of sharp objects or any other means, after application or in normal usage, then the damaged surface has to be repaired by application of fresh coats of Woodtech Insignia Chrome on the specific area. 5. Recoat period is quoted for 30°C and 65% relative humidity, these may vary under different conditions. 6. Spraying air pressure 2.2 to 2.8 Kgs/sq.cm. 7. Viscosity as measured through a Ford cup B4 at 30°C. 8. If Dust available on Emporio PU black Glossy we can buff the surface using woodtech Glazepol rubbing paste & wax polish.


PAINT APPLICATION PROCESS

APPLICATION	CODE	MIXING RATIO OF BASE: HARDENER (BY VOL)	THINNER	DILUTION % (VOL)	APPLICATION VISCOSITY (SEC)	RECOATING PERIOD
STEP 1 WOODTECH EMPORIO PU BLACK SEALER FIRST COAT SPRAY	1082 + 1073 OR 4158	2:1	PU THINNER	25-30%	SPRAY 14-17	3 - 4 HRS
SAND WITH SAND PAPER NO. 320 OR 400 AND WIPE CLEAN						
STEP 2 WOODTECH EMPORIO PU BLACK SEALER SECOND COAT SPRAY	1082 + 1073 OR 4158	2:1	PU THINNER	25-30%	SPRAY 14-17	3 - 4 HRS
SAND WITH SAND PAPER NO. 320 OR 400 AND WIPE CLEAN						
STEP 3 WOODTECH EMPORIO PU BLACK GLOSSY FIRST COAT SPRAY	1084 + 1077 OR 4160	1:1	PU THINNER	30-40%	SPRAY 14-17	3 - 4 HRS
ENSURE NO DUST ON BLACK GLOSSY TOP COAT						
STEP 4 WOODTECH INSIGNIA METALLIC FIRST COAT (THIN COAT 8-10 PASSES TO ACHIEVE DESIRED EFFECT) SPRAY	6A55	NA	NA	NA	SPRAY 14-17	1 - 2 HRS
STEP 5 WOODTECH EMPORIO ACRYLIC MATT / GLOSS SPRAY	6705+6708 OR 6702 6706 + 6707 OR 6703	MATT 5:1 GLOSS 1:1	PU THINNER	30-40%	SPRAY 14-17	4 - 5 HRS

HOW TO CHOOSE COLOURS

Browse through Asian Paints colour tools to help you find the right colour combination

WOODTECH INSIGNIA



The final shade will vary on the basis of the color of the veneer, no of coats applied and dilution of the wood stains.

ADDITIONAL INFORMATION

POST PAINTING CARE

If stains are difficult to remove, scrapping can be done after applying NC thinner on the stained area.

Precautions need to be taken while spraying / brushing, like masking of adjoining areas with suitable material, as the stains may be difficult to remove if present on wood or coated wooden and wall surfaces.

TECHNICAL DETAILS

- a. Drying Time:** Surface dry time 20 mins.
Tack free time 1.5 hrs. Hard Dry.
- b. Gloss levels:** NA
- c. Flash point (IS 101/1987, Part 1, Sec 6):**
-4° C (15.8 F)
- d. Stability of thinned paint:** NA
- e. Shelf Life:** 18 months from date of manufacture in original tightly closed container away from direct sunlight and extensive heat.

PRECAUTIONS

- For optimum performance, Asian Paints WoodTech Insignia Chrome must be applied at a temperature between 20°C and 40°C and humidity not above 75%.
- Do not over-thin and mix according to recommended ratios.
- Stir well and strain before use.

SAFETY FEATURES

- Kindly refer to the MSDS for Asian Paints Woodtech Insignia Chrome which gives detailed information on safety measures while handling the paint.
- Store the product at ambient conditions in well ventilated locations and away from source of ignition and fire.
- Use protective equipment like rubber/polythene gloves, safety goggles/glasses, face mask while handling the paint.
- Avoid eye and skin contact. In both cases wash with soap and plenty of water.
- Do not inhale or ingest. In case of inhalation move to fresh air and seek medical attention if symptoms persist in both cases.
- No added Lead, Mercury or Chromium compounds.
- Left-Over Paint Disposal: Left-over paint/drums should not be disposed in soil/drains.
- Consumers should consult a local recycling agency for proper disposal of paint/drums.