

PRODUCT CODE 0052

## Ace Advanced

Asian Paints Ace Advanced Exterior Emulsion is a water-based exterior wall finish with silicon additives and improved anti algal properties suitable for dry to moderately humid climatic conditions.



### PRODUCT BENEFITS



#### Better Performance

Ace Advanced offers excellent resistance to chalking, cracking and weathering in comparison to cement paint. Its modified acrylic binder ensures that paint stays on your wall longer than cement paint.

#### Performance Warranty

Ace Advanced comes with a comprehensive 4 year performance warranty which can be attributed to its best in class film integrity and lower moisture absorption by virtue of its water resistance technology.



#### Clean Shades

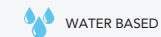
Ace Advanced gives neat and clean shades that do not fade and last longer than cement paint shades. It is available in strong/dark shades that provide excellent hiding. It is available in over 1500 attractive shades.

#### Better Anti-algal Performance

Ace Advanced provides better anti-algal protection than cement paint especially in dry to moderately humid climatic conditions.

#### Improved Whiteness

Ace Advanced gives improved whiteness.



asianpaints

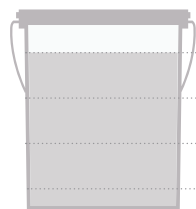
LEAD FREE\* GUARANTEE



\* All Asian Paints products contain no added Lead, Mercury, Arsenic or Chromium from April 2008.

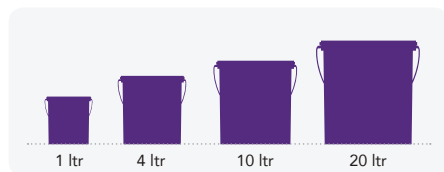
### PRODUCT FEATURES

#### WASHABILITY



HIGH  
✓ MEDIUM  
LOW

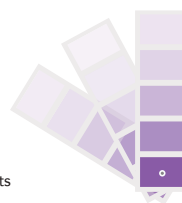
#### AVAILABLE PACKS



Shelf life: 3 years from date of manufacture in original tightly closed containers away from direct sunlight and excessive heat.

#### COLOURS AVAILABLE

1500+\*



\*Currently available in more than 1500 shades as per the Asian Paints Colour Spectra.

#### FINISH



MATT SOFT SHEEN RICH SHEEN HIGH GLOSS

✓ SMOOTH

Refer to sheen levels in technical details

#### COVERAGE

On normal masonry surface by brushing



1 COAT

10 - 12 sq.m/Ltr\*\*




2 COATS

5 - 6 sq.m/Ltr\*\*

\*\*Actual coverage may vary from the quoted coverage due to factors such as method and condition of application and surface roughness and porosity.

### HOW TO APPLY

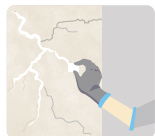
#### PRE PAINTING STEPS



**PLASTER** New masonry surfaces must be allowed to cure completely. It is recommended to allow 28 days as the curing time for new masonry surfaces.



**CLEANING** Surface should be free from any loose paint, dust or grease. Growths of fungus, algae or moss should be removed by wire brushing and water. In case of areas having excessive dampness use Asian Paints SmartCare DampBlock to limit further dampness. When the underlying surface exhibits chalkiness, in spite of thorough surface cleaning, use Asian Paints SmartCare Exterior Sealer.



**FILLING FOR CRACKS** For filling cracks upto 3mm use Asian Paints SmartCare Crack Seal.

#### FILLING FOR HOLES & DENTS

In case of dents and holes use Asian Paints Wall Putty or white cement and fine sand in the ratio 1:3



**For exterior surfaces or substrates that are subjected to continuous seepage or dampness, kindly use Asian Paints SmartCare DampProof, before the top coat application.**

#### PAINT APPLICATION PROCESS

APPLICATION	PRODUCT CODE	THINNER	DILUTION % (BY VOLUME)	APPLICATION <sup>1</sup> VISCOSITY (SEC)	RECOATING PERIOD <sup>2</sup> (HOURS)
STEP 1 ASIAN PAINTS WALL PUTTY (OPTIONAL)	0079	WATER	BASED ON REQUIREMENT TO FORM PASTE	PASTE FORM	4 HRS
STEP 2 EXTERIOR WALL PRIMER BRUSH / ROLLER / SPRAY	0065	WATER	BRUSH 90 - 110 ROLLER 90 - 110 SPRAY 40 - 45	BRUSH 15 - 18 SPRAY 33	4 HRS
HORIZONTAL SURFACES LIKE TOP OF WINDOWS, LEDGES SHOULD BE PAINTED WITH 3 COATS OF ACE FOR GREATER PROTECTION					
APPLICATION OF PRIMER IS MANDATORY					
STEP 3 FIRST COAT ACE ADVANCED EXTERIOR EMULSION BRUSH / ROLLER / SPRAY	0052	WATER	BRUSH 75 ROLLER 75 SPRAY 75	BRUSH 20 - 25 SPRAY 20 - 25	4 - 6 HRS
STEP 4 SECOND COAT ACE ADVANCED EXTERIOR EMULSION BRUSH / ROLLER / SPRAY	0052	WATER	BRUSH 75 ROLLER MAX 75 SPRAY 75	BRUSH 20 - 25 SPRAY 20 - 25	4 - 6 HRS

1. As measured through a Ford cup.  
2. Recoat period is quoted for 25°C and 50% Relative Humidity, these may vary under different conditions.  
3. Some shades may require 3 coats for proper hiding.

## HOW TO CHOOSE COLOURS

COLOUR SPECTRA FAN DECK\*



ASIAN PAINTS IMAGINE EXTERIORS




ACE AND APEX SHADE CARD



\*These shades are for reference only. Please refer to the Colour Spectra or Colour Palette for correct shade reference

### FORESITE SERVICE

Choosing the right combination of shades for your home can be difficult. At such times, you could do with some professional help. Asian Paints Foresite provides you with prints for your home in 3 colour combinations, as selected by you. Visit an Asian Paints Colour World retail store which offers this service, and furnish a digital photograph (resolution 300-dpi or more) to the dealer.



## ADDITIONAL INFORMATION

### VOC CONTENT



**LOW VOC  
CONTENT**

Asian Paints Ace Advanced meets the LEEDS VOC criteria as per Indian Green Building Council version 1.0 as tested at Shriram Institute for Industrial Research. Tested for Ace Advanced White (shade code 0908)

### PRECAUTIONS

- > Do not apply when ambient temperature is less than 10°C or if the temperature might drop to this level within 4 hrs of application.
- > Do not over-thin or over-extend the brush.
- > Tint using Asian Paints machine colourants only
- > Stir well and strain before use.
- > Tinted paints need thorough shaking immediately after tinter addition as well as before use.

### POST PAINTING CARE

For the best performance of the paint, ensure proper washing and cleaning of all algal and fungal growth, if any, at regular intervals of six months.

### TECHNICAL DETAILS

- a. Drying time:** Surface dry time 30 min
- b. Sheen levels:** 3 - 12 at 60 deg GH
- c. Flash point IS101/1987 Part 1, Sec 6:** NA
- d. Stability of thinned paint:** To be used within 24 hours

### SAFETY FEATURES

- > Kindly refer to the MSDS for Asian Paints Ace Advanced which gives detailed information on safety measures while handling the paint, which is available on request.
- > Store the container with the lid tightly closed in an upright position, in a cool, dry place
- > Keep out of reach of children and away from eatables.
- > May be harmful if swallowed. In case of ingestion seek immediate medical attention.
- > Wear eye protection during application. In case of contact with eyes, rinse immediately with plenty of water and seek medical advice.
- > In case of skin contact immediately wash skin with soap and plenty of water. Get medical attention if irritation develops or persists.
- > Do not breathe vapour or spray. It is recommended to wear suitable nose pad during sanding and surface preparation to avoid dust inhalation
- > Do not pour leftover paint down the drain or in water courses.
- > In the event of spills, contain spillage using sand or earth.
- > No added Lead, Mercury or Chromium compounds