

PRODUCT CODE 0051

Ace

Asian Paints Ace exterior emulsion is a water-based, exterior wall finish with silicon additives suitable for dry to moderately humid climatic conditions.

PRODUCT BENEFITS

Better Performance

Ace offers excellent resistance to chalking, cracking and weathering in comparison to cement paint. Its modified acrylic binder ensures that paint stays on your wall longer than cement paint.

Performance Warranty

Ace comes with a comprehensive 4 year performance warranty which can be attributed to its best in class film integrity and lower moisture absorption by virtue of its water resistant technology.

Anti-Fade Technology

Ace gives clean shades that do not fade and last longer than cement paint shades. It is available in over 1950+ attractive shades including dark shades that provide excellent hiding.

Anti-Algal Formula

Ace provides better anti-algal protection than cement paint especially in dry to moderately humid climatic conditions.



WATER BASED

asianpaints
LEAD FREE*GUARANTEE

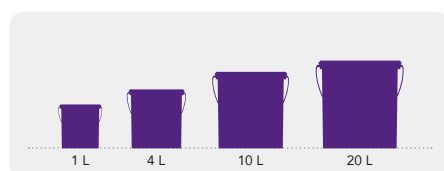
* All Asian Paints products contain no added Lead, Mercury, Arsenic or Chromium from April 2008.

PRODUCT FEATURES

SUPERIOR FILM INTEGRITY



AVAILABLE PACKS



Shelf life: 5 years from date of manufacture in original tightly closed containers away from direct sunlight and excessive heat.

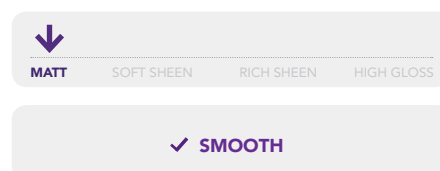
COLOURS AVAILABLE

1950+*




*Currently available in more than 1950+ shades as per the Asian Paints Colour Cosmos.

FINISH



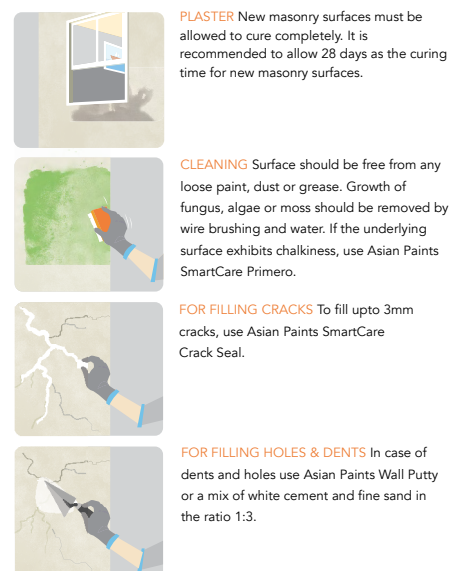
COVERAGE



**Actual coverage may vary from the quoted coverage due to factors such as method and condition of application, surface roughness and porosity.

HOW TO APPLY

PRE PAINTING STEPS



For exterior surfaces or substrates that are subjected to continuous seepage or dampness, kindly use Asian Paints SmartCare DampProof, before the top coat application.

PAINT APPLICATION PROCESS

APPLICATION	PRODUCT CODE	THINNER	DILUTION % (BY VOLUME)	APPLICATION ¹ VISCOSITY (SEC)	RECOATING PERIOD ² (HOURS)
STEP 1 TRUCARE WALL PUTTY (OPTIONAL)	0079	WATER	BASED ON REQUIREMENT TO FORM PASTE	PASTE FORM	4 HRS
STEP 2 TRUCARE EXTERIOR WALL PRIMER BRUSH / ROLLER / SPRAY	0065	WATER	BRUSH 90 - 110 ROLLER 90 - 110 SPRAY 40 - 45	BRUSH 15 - 18 SPRAY 33	4 HRS
HORIZONTAL SURFACES LIKE TOP OF WINDOWS, LEDGES SHOULD BE PAINTED WITH 3 COATS OF ACE EMULSION FOR GREATER PROTECTION					
APPLICATION OF PRIMER IS MANDATORY					
STEP 3 FIRST COAT ACE EMULSION BRUSH / ROLLER / SPRAY	0051	WATER	75	20 - 25	4 - 6 HRS
STEP 4 SECOND COAT ACE EMULSION BRUSH / ROLLER / SPRAY	0051	WATER	75	20 - 25	4 - 6 HRS

1. As measured through a Ford cup.
2. Recoat period is quoted for 30°C and 50-60% Relative Humidity, these may vary under different conditions.
3. Do not apply when temperature is less than 10°C & humidity is greater than 90%.
4. Do not apply during rainy conditions.
5. Some shades may require a 3 coat application.

HOW TO CHOOSE COLOURS

Browse through Asian Paints colour tools to help you find the right colour combination

ASIAN PAINTS COLOUR COSMOS

ACE AND APEX SHADE CARD



ADDITIONAL INFORMATION

VOC CONTENT



**LOW VOC
CONTENT**

Asian Paints Ace meets the LEEDS VOC criteria as per Indian Green Building Council version 1.0 as tested at Shriram Institute for Industrial Research.

POST PAINTING CARE

For the best performance of the paint, ensure proper washing of the painting surface and cleaning of all algal and fungal growth, if any, at regular intervals of six months.

TECHNICAL DETAILS

- Drying time:** Surface dry time 30 min
- Flash point IS101/1987 Part 1, Sec 6:** NA
- Stability of thinned paint:** To be used within 24 hours

WARRANTY REGISTRATION

To register the product warranty, please call 1800-209-5678 or complete the warranty registration form on our website within 45 days of purchasing the material and within 15 days of painting completion.

PRECAUTIONS

- Do not apply when ambient temperature is less than 10°C or if the temperature might drop to this level within 4 hours of application.
- Do not over-thin or over-extend the brush.
- Tint using Asian Paints machine colourants only.
- Stir well and strain before use.
- Tinted paints need thorough shaking immediately after tinter addition as well as before use. For extremely rough surface including textures: Application by brush is recommended to ensure all the grooves are covered well.
- Paint will not cover existing cracks, proper care to be taken to ensure the cracks are filled first and then topcoat is applied.
- For surfaces having heavy algal infestation, proper cleaning followed by application of Asian Paints SmartCare BioBlock is mandated.
- Primer coat or only one coat of topcoat should not be kept exposed in monsoon. Complete application before monsoon to be ensured.
- Specially in pre-monsoon season, horizontal surface to be coated first and then vertical. This will help reduce the streak marks of algal growth, if any.
- For best performance ensure that the surface is dry. On moisture meter it should be under the green zone. In case it is in red zone, find out the source of water and address it before painting.
- pH of wall to be below 12. If higher, use of Asian Paints SmartCare Primero is recommended.
- Thinned paint should be consumed within 24 hours of dilution. Accordingly it is recommended to thin down only necessary amount of paint. Post 24 hours, thinned paint may be susceptible for microbial attack.
- Do not use chlorinated water for dilution.

SAFETY FEATURES

- Kindly refer to the MSDS for Asian Paints Ace which gives detailed information on safety measures while handling the paint, which is available on request.
- Store the container with the lid tightly closed in an upright position, in a cool, dry place.
- Keep out of reach of children and away from eatables.
- If swallowed, it can be harmful. In case of ingestion seek immediate medical attention.
- Wear eye protection during application. In case of contact with eyes, rinse immediately with plenty of water and seek medical advice.
- In case of skin contact immediately wash skin with soap and plenty of water. Get medical attention if irritation develops or persists.
- Do not breathe vapour or spray. It is recommended to wear suitable nose pad during sanding and surface preparation to avoid dust inhalation.
- Do not pour leftover paint down the drain or in water courses.
- In the event of spills, contain spillage using sand or earth.
- No added Lead, Mercury or Chromium compounds.
- Left-over paint/drums should not be disposed in soil/drains. Consumers should consult a local recycling agency for proper disposal of paint/drums.