

PRODUCT CODE 5443

Apex Floor Guard

Apex Floor guard is a water based crosslinking all acrylic emulsion which offers superior protection and beauty to cement and concrete based floors.

PRODUCT BENEFITS

Vibrant Finish

Better Sheen provides beauty to the concrete floors

High Abrasion Resistance

Better abrasion resistance provides low wear and tear of the film

Excellent Adhesion

It provides an excellent adhesion to concrete substrate

2 Years Performance Warranty

Apex Floor Guard offers a comprehensive 2 years performance warranty for film integrity on cemented paver blocks



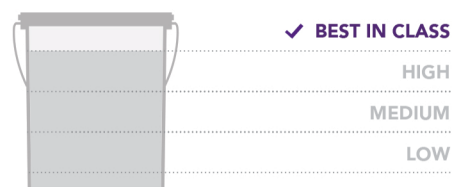
WATER BASED

LEAD FREE* GUARANTEE

* All Asian Paints products contain no added Lead, Mercury, Arsenic or Chromium from April 2008.

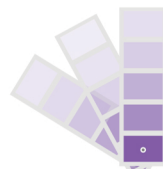
PRODUCT FEATURES

WASHABILITY



COLOURS AVAILABLE

50+*



COVERAGE

On smooth masonry surface by brushing



1 COAT*
30 - 50 sq.ft/ltr

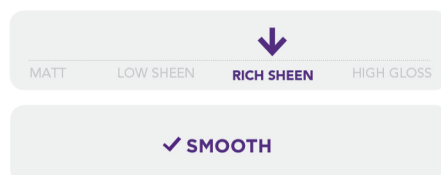
*Subject to the substrate porosity

AVAILABLE PACKS



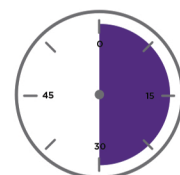
Shelf life: 3 years from date of manufacture in original tightly closed containers away from direct sunlight and excessive heat.

FINISH



Refer to sheen levels in technical details


DRYING TIME



6-8
HOURS

HOW TO APPLY

PRE PAINTING STEPS



SURFACE PREPARATION:

Ensure that the surface to be painted is free from any damp, loose paint, dust, wax or grease and other contaminants. Remove all contaminants such as dirt, grease, oil, dust etc. with soap powder solution using a scrubbing brush. Apply TruCare Bioblock on algae or fungus affected area after cleaning. Dry for minimum of 4 - 6 hours before painting. Moisture content in the surface should be less than 10%.



FRESH PAINTING SURFACE (UNPAINTED):

For freshly made concrete surface, allow it to cure for at least 4 weeks before painting.



REPAINTING SURFACE:

Check random areas for adhesion of existing paint film. If problems are observed, total removal of old paint is required. Sand smooth and glossy surfaces to improve adhesion.

PAINT APPLICATION PROCESS

SUBSTRATES: CEMENT BLOCKS | CEMENT TILES | CONCRETE FLOORS | STAMPED CONCRETE FLOORS

APPLICATION	CODE	THINNER	DILUTION %	APPLICATION VISCOSITY ¹	RECOATING PERIOD
STEP 1 APEX FLOOR GUARD FRESH PAINTING/REPAINTING	5443	WATER	10 - 20%	BRUSH 30 - 40	4 - 6 HRS
STEP 2 APEX FLOOR GUARD FRESH PAINTING/REPAINTING	5443	WATER	10 - 20%	BRUSH 30 - 40	4 - 6 HRS

DEPENDING ON THE SURFACE, A THIRD COAT OF PAINT MAY BE APPLIED AT 10 - 20% DILUTION FOR BETTER HIDING

1. As measured through a Ford cup FC B4. 2. Recoat period is quoted for 25°C and 50% Relative Humidity, these may vary under different conditions. * Mineral Turpentine Oil

ADDITIONAL INFORMATION

POST PAINTING CARE

Allow atleast 24 hours of curing before foot traffic begins and regular traffic can begin only after 72 hours of curing. For the best performance, ensure proper washing and cleaning of the painted surface at regular intervals. Do not wash the surface with wire brush.

TECHNICAL DETAILS

- a. Drying time:** Surface dry time 30 min
- b. Flash point IS101/1987 Part 1, Sec 6:** NA
- c. Sheen levels:** Up to 25 at 60° GH

PRECAUTIONS

- › During Surface preparation, any previous growth of fungus, algae or moss need to be removed thoroughly by vigorous wire brushing and apply TruCare Bioblock on algae or fungus affected area after cleaning
- › Do not apply the paint under conditions of frost, dew, rain, fog or adverse weather (below 10°C or above 45°C surface temperature).
- › Flaky, Powdery substrate should not be painted directly.
- › Do not apply on Bituminous/Asphalt substrate.
- › Allow foot traffic after 48 hrs of drying & regular traffic after 72 hrs of drying @ 25°C. Drying times must be extended in cold, damp or humid conditions.

SAFETY FEATURES

- › Please refer to the MSDS for Asian Paints Apex Floorguard which gives detailed information on safety measures while handling the paint, which is available on request.
- › Store the container with the lid tightly closed in an upright position, in a cool, dry place. Keep out of reach of children and away from eatables.
- › May be harmful if swallowed. In case of ingestion seek immediate medical attention.
- › Wear eye protection during application. In case of contact with eyes, rinse immediately with plenty of water and seek medical advice.
- › As a standard practice in case of skin contact immediately wash skin with soap and plenty of water. Get medical attention if irritation develops or persists.
- › Like any other paint do not breathe vapour or spray. It is recommended to wear suitable nose pad during sanding and surface preparation to avoid dust inhalation
- › As a standard practice do not pour leftover paint down the drain or in water courses.
- › In the event of spills, contain spillage using sand or earth.
- › No added Lead, Mercury, Arsenic or Chromium compounds.