

PRODUCT CODE 1007

Apex Tile Guard

Asian Paints Apex Tile Guard is a water-based high performance coating for roof tiles, Kerala bricks and non-porous baked clay tiles.

PRODUCT BENEFITS



Adhesion

The Tile Guard film has better adhesion on tiles, crack bridging abilities and a tough film.



Lotus Effect

The paint has water beading technology, which is like water on lotus leaves. This provides excellent water repellency.

Long Lasting

Asian Paints Apex Tile Guard incorporates the latest state of the art technology to provide long lasting performance in the most tropical and harsh conditions.



Warranty

Apex Tile Guard comes with a comprehensive 5 year performance warranty.

FOR FURTHER DETAILS, PLEASE REFER TO THE APEX TILE GUARD PRODUCT WARRANTY BOOKLET.



Excellent Microbial Resistance

Apex Tile Guard provides excellent resistance to growth of algae and fungi on the walls. This prevents appearance of black spots on walls due to algae growth. Apex Tile Guard comes with a comprehensive



Sheen Finish

Apex Tile Guard offers excellent sheen, giving your newly painted tiles a classy finish.



WATER BASED

asianpaints

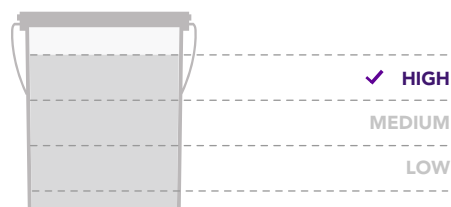
LEAD FREE* GUARANTEE

* All Asian Paints products contain no added Lead, Mercury, Arsenic or Chromium from April 2009.

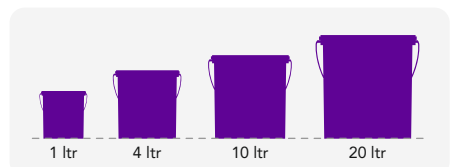


PRODUCT FEATURES

WASHABILITY



AVAILABLE PACKS

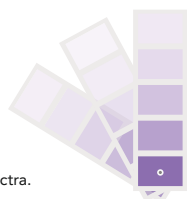


Shelf life: 3 years from date of manufacture in original tightly closed containers away from direct sunlight and excessive heat.

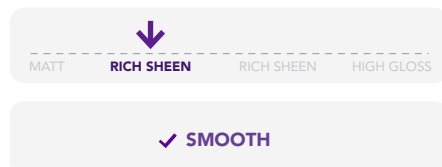
COLOURS AVAILABLE

48*

*Currently available in 48 shades as per the Asian Paints Colour Spectra.



FINISH



Refer to sheen levels in technical details

COVERAGE

On normal masonry surface by brushing



1 COAT

9 - 11 sq.m/ltr**




2 COATS

4.5 - 5.5 sq.m/ltr**

**Actual coverage may vary from the quoted coverage due to factors such as method and condition of application and surface roughness and porosity.

HOW TO APPLY

PRE PAINTING STEPS



PLASTER New masonry surfaces must be allowed to cure completely. It is recommended to allow 28 days as the curing time for new masonry surfaces.



CLEANING Surface should be free from any loose paint, dust or grease. Growths of fungus, algae or moss should be removed by wire brushing and water. In case of areas having excessive dampness use Asian Paints DampBlock to limit further dampness. When the underlying surface exhibits chalkiness, in spite of thorough surface cleaning, use Asian Paints Exterior Sealer.



FILLING FOR CRACKS For filling cracks upto 3mm use Asian Paints Crack Seal.



FILLING FOR HOLES & DENTS In case of dents and holes use Asian Paints Wall Putty or white cement and fine sand in the ratio 1:3

Apex Tile Guard should not be applied on surfaces / substrates that are subjected to continuous seepage or dampness.

PAINT APPLICATION PROCESS

| APPLICATION | PRODUCT CODE | THINNER | DILUTION % (BY VOLUME) | APPLICATION ¹ VISCOSITY (SEC) | RECOATING PERIOD ² (HOURS) |
|---|--------------|---------|------------------------|--|---------------------------------------|
| STEP 1 FIRST COAT ASIAN PAINTS APEX TILE GUARD BRUSH / SPRAY | 1007 | WATER | 30% | PASTE FORM | 4 - 6 HRS |
| STEP 2 SECOND COAT ASIAN PAINTS APEX TILE GUARD BRUSH / SPRAY | 1007 | WATER | 30% | PASTE FORM | 4 - 6 HRS |

1. As measured through a Ford cup.

2. Recoat period is quoted for 25°C and 50% Relative Humidity, these may vary under different conditions.

3. For best results, it is advisable to apply Apex Tile Guard on both sides of a roof tile individually before laying.

HOW TO CHOOSE COLOURS

Browse through Asian Paints colour tools to help you find the right colour combination

COLOUR SPECTRA FAN DECK*



ASIAN PAINTS IMAGINE EXTERIORS



ACE AND APEX SHADE CARD



*These shades are for reference only. Please refer to cosmos for correct shade reference.

FORESITE SERVICE

Choosing the right combination of shades for your home can be difficult. At such times, you could do with some professional help. Asian Paints Foresite provides you with prints for your home in 3 colour combinations, as selected by you. Visit an Asian Paints Colour World retail store which offers this service, and furnish a digital photograph (resolution 300-dpi or more) to the dealer.



ADDITIONAL INFORMATION

VOC CONTENT



**LOW VOC
CONTENT**

Asian Paints Apex Tile Guard meets the LEEDS VOC criteria as per Indian Green Building Council version 1.0 as tested at Shriram Institute for Industrial Research. Tested for Apex White (shade code 0908)

PRECAUTIONS

- Do not apply when ambient temperature is less than 10°C or if the temperature might drop to this level within 4 hrs of application.
- Do not over-thin or over-extend the brush.
- Tint using Asian Paints machine colourants only.
- Stir well and strain before use.
- Tinted paints need thorough shaking immediately after tinter addition as well as before use.

POST PAINTING CARE

For the best performance of the paint, ensure proper washing and cleaning of all algal and fungal growth, if any, at regular intervals of six months.

TECHNICAL DETAILS

- a. Drying time** : Surface dry time 30 min
- b. Sheen levels** : 30 - 40 at 60 deg GH
- c. Flash point IS101/1987 Part 1, Sec 6** : NA
- d. Stability of thinned paint** : To be used within 24 hours

SAFETY FEATURES

- Kindly refer to the MSDS for Asian Paints Apex Tile Guard which gives detailed information on safety measures while handling the paint, which is available on request.
- Store the container with the lid tightly closed in an upright position, in a cool, dry place.
- Keep out of reach of children and away from eatables.
- May be harmful if swallowed. In case of ingestion seek immediate medical attention.
- Wear eye protection during application. In case of contact with eyes, rinse immediately with plenty of water and seek medical advice.
- In case of skin contact immediately wash skin with soap and plenty of water. Get medical attention if irritation develops or persists.
- Do not breathe vapour or spray. It is recommended to wear suitable nose pad during sanding and surface preparation to avoid dust inhalation.
- Do not pour leftover paint down the drain or in water courses.
- In the event of spills, contain spillage using sand or earth.
- No added Lead, Mercury or Chromium compounds.