

PRODUCT CODE 6A83

NeoBharat Latex Paint

Asian Paints NeoBharat Exterior Latex paint is an exterior paint that provides weather resistance, higher coverage and 1000+ shades.

PRODUCT BENEFITS

Latex Exterior Paint

NeoBharat Latex Exterior Paint is a unique value for money paint which provides excellent ease of application and color offering. It compliments primer and reinforces exterior paint look to deliver basic durability and appearance. It is the best in class affordable economical Exterior latex paint that can create beautiful exterior building.

Weather Resistance :

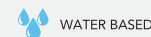
NeoBharat Exterior provides weather resistance backed by clean look against dust ingress and UV exposure amongst contemporary products in the same class. (* based on benchmarking exercise done with local exterior paint products)

Smooth finish

The latex technology makes it easier for painters to apply, provides better flow levelling and hence providing smooth finish.

Colour

It is available in 1000+ shades and thus you can choose your favourite colours for your walls.



asianpaints

LEAD FREE*GUARANTEE

* All Asian Paints products contain no added Lead, Mercury, Arsenic or Chromium from April 2008.



PRODUCT FEATURES

SUPERIOR FILM INTEGRITY



✓ BEST IN CLASS

HIGH

MEDIUM

LOW

*Better than Cement Based Paint.

AVAILABLE PACKS

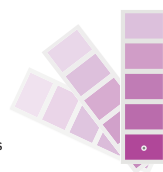


Shelf life: 3 years from date of manufacture in original tightly closed containers away from direct sunlight and excessive heat.

COLOURS AVAILABLE

1000+*

*Currently available in more than 1000+ shades as per the Asian Paints NeoBharat Latex.



FINISH



MATT

LOW SHEEN

HIGH SHEEN

HIGH GLOSS

✓ SMOOTH

Refer to sheen levels in technical details.

COVERAGE

On normal masonry surface after Brushing + Rolling (Foam Roller)



2 COATS


35 - 45

Sq.ft/Kg**

** Coverage : when applied as per recommended process in PIS. Actual coverage may vary from the quoted value due to factors such as method and condition of application and surface roughness and porosity.

HOW TO APPLY

PRE-PAINTING STEPS



PLASTER New masonry surfaces must be allowed to cure completely. It is recommended to allow 28 days as the curing time for new masonry surfaces.



CLEANING Surface should be free from any loose paint, dust or grease. Growths of fungus, algae or moss should be removed by wire brushing and water. When the underlying surface exhibits chalkiness, in spite of thorough surface cleaning, use Asian Paints SmartCare Primer.



FILLING FOR CRACKS For filling cracks upto 3mm use Asian Paints SmartCare Crack Seal.



FILLING FOR HOLES & DENTS In case of dents and holes use Asian Paints Wall Putty or a mix of white cement and fine sand in the ratio 1:3.

For exterior surfaces or substrates that are subjected to continuous seepage or dampness, kindly use Asian Paints SmartCare DampProof, before the top coat application.

PAINT APPLICATION PROCESS

APPLICATION	CODE	THINNER	DILUTION %	APPLICATION VISCOSITY ¹	RECOATING PERIOD
STEP 1 ASIAN PAINTS TRUCARE WALL PUTTY (OPTIONAL)	0079	WATER	BASED ON REQUIREMENT TO FORM PASTE	PASTE FORM	4 HRS
STEP 2 SPARC EXT PRIMER(6A24)/ SPARC ULTRA EXT PRIMER (6A51) BRUSH / ROLLER / SPRAY	6A24/ 6A51	WATER	BRUSH / ROLLER 90 - 100	BRUSH / ROLLER 15 - 30	4 - 6 HRS
STEP 3 FIRST COAT NEO BHARAT EXTERIOR LATEX BRUSH / ROLLER	6A83	WATER	BRUSH / ROLLER 35 - 45	BRUSH / ROLLER 55 - 75	4 - 6 HRS
STEP 4 SECOND COAT NEO BHARAT EXTERIOR LATEX BRUSH / ROLLER	6A83	WATER	BRUSH / ROLLER 35 - 45	BRUSH / ROLLER 55 - 75	4 - 6 HRS

1. As measured through a Ford cup.
2. Recoat period is quoted for 25°C and 50% Relative Humidity, these may vary under different conditions.
3. some shades may require 3 coats for proper hiding

HOW TO CHOOSE COLOURS

ASIAN PAINTS IMAGINE EXTERIORS



NEOBHARAT LATEX SHADE CARD



***These shades are for reference only. Please refer to the Colour Spectra or Colour Palette for correct shade reference**

FORESITE SERVICE

Choosing the right combination of shades for your home can be difficult. At such times, you could do with some professional help. Asian Paints Foresite provides you with prints for your home in 3 colour combinations, as selected by you. Visit an Asian Paints Colour World retail store which offers this service, and furnish a digital photograph (resolution 300-dpi or more) to the dealer.



ADDITIONAL INFORMATION

VOC CONTENT



**LOW VOC
CONTENT**

Asian Paints NeoBharat Exterior meets the LEEDS VOC criteria as per Indian Green Building Council version 1.0 as tested at Shriram Institute for Industrial Research. Tested for NeoBharat Exterior (shade code 2022)

POST PAINTING CARE

For the best performance of the paint, ensure proper washing and cleaning of all algal and fungal growth, if any, at regular intervals of six months.

TECHNICAL DETAILS

- Drying time:** Surface dry time 30 min
- Flash point** IS101/1987 Part 1, Sec 6: NA
- Stability of thinned paint:** To be used within 24 hours

PRECAUTIONS

- > Do not apply when ambient temperature is less than 10°C or if the temperature might drop to this level within 4 hours of application.
- > Do not over-thin or over-extend the brush.
- > Tint using Asian Paints machine colourants only.
- > Stir well and strain before use.
- > Tinted paints need thorough shaking immediately after tinter addition as well as before use. For extremely rough surface including textures: Application by brush is recommended to ensure all the grooves are covered well.
- > Paint will not cover existing cracks, proper care to be taken to ensure the cracks are filled first and then topcoat is applied.
- > For surfaces having heavy algal infestation, proper cleaning followed by application of BIO BLOCK is mandated.
- > Primer coat or only one coat of topcoat should not be kept exposed in monsoon. Complete application before monsoon to be ensured.
- > Specially in pre-monsoon season, horizontal surface to be coated first and then vertical. This will help reduce the streak marks of algal growth if any.
- > For best performance ensure that the surface is dry. On moisture meter it should be under the green zone. In case it is in Red zone, find out the source of water and address it before painting.
- > pH of wall to be below 12, if higher use of SmartCare Primero recommended.
- > Thinned paint should be consumed within 24 hrs of dilution. Accordingly it is recommended to thin down only necessary amount of paint. Post 24 hrs thinned paint may be susceptible for microbial attack.
- > Ensure not to use Chlorinated water for dilution.

SAFETY FEATURES

- > Kindly refer to the MSDS for Asian Paints NeoBharat Latex Paint which gives detailed information on safety measures while handling the paint, which is available on request.
- > Store the container with the lid tightly closed in an upright position, in a cool, dry place.
- > Keep out of reach of children and away from eatables.
- > May be harmful if swallowed. In case of ingestion seek immediate medical attention.
- > Wear eye protection during application. In case of contact with eyes, rinse immediately with plenty of water and seek medical advice.
- > In case of skin contact immediately wash skin with soap and plenty of water. Get medical attention if irritation develops or persists.
- > Do not breathe vapour or spray. It is recommended to wear suitable nose pad during sanding and surface preparation to avoid dust inhalation.
- > Do not pour leftover paint down the drain or in water courses.
- > In the event of spills, contain spillage using sand or earth.
- > No added Lead, Mercury or Chromium compounds.
- > Left-Over Paint Disposal: Left-over paint/drums should not be disposed in soil/drains. Consumers should consult a local recycling agency for proper disposal of paint/drums.