

PRODUCT CODE 0500

Royale Atmos

Royale Atmos is an innovative interior paint that helps purify air. It improves the quality of air inside your home. Its Activated Carbon Technology absorbs various pollutants and bad smells from the air. Thus, Royale Atmos gives you fresher and cleaner air at home.

PRODUCT BENEFITS

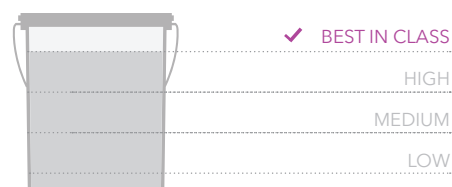
- Reduces Indoor Air Pollutant**
It reacts against a harmful air pollutant (formaldehyde) and reduces it. Thus, it makes the air healthier to breathe.
- Absorbs Malodours**
It absorbs various odours like cigarette smoke, rotten eggs, ammonia and garlic therefore making indoor air fresher to breathe.
- Releases Fragrance**
It emits a soothing fresh fragrance.

- Teflon**
It has Teflon Surface Protector which makes it extremely durable and the toughest household stains can be cleaned easily.
- Green Assure**
The promise of Green Assure from Asian Paints, implies that this product conforms to strict international environmental and safety standards.



PRODUCT FEATURES

WASHABILITY



AVAILABLE PACKS

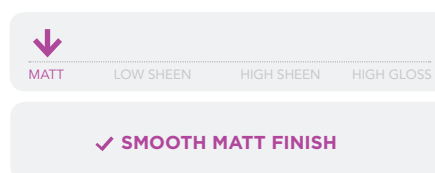


Shelf life: 3 years from date of manufacture in original tightly closed containers away from direct sunlight and excessive heat. 10 and 20 litres only available in Base AT2.

COLOURS AVAILABLE




FINISH



Refer to sheen levels in technical details.

COVERAGE



**Actual coverage may vary from the quoted coverage due to factors such as method and condition of application and surface roughness and porosity.

HOW TO APPLY

PRE PAINTING STEPS

- PLASTER** New masonry surfaces must be allowed to cure completely. It is recommended to allow 28 days as the curing time for new masonry surfaces.
 - CLEANING** Surface should be free from any loose paint, dust or grease. Growths of fungus, algae or moss should be removed by wire brushing and water. In case of areas having excessive dampness use Asian Paints DampBlock to limit further dampness. When the underlying surface exhibits chalkiness, in spite of thorough surface cleaning, use Asian Paints SmartCare Exterior Sealer.
 - FILLING FOR CRACKS** For filling masonry upto 3mm use Asian Paints SmartCare Crack Seal.
 - FILLING FOR HOLES & DENTS** In case of dents and holes use Asian Paints Acrylic Wall Putty or white cement and fine sand in the ratio 1:3.
- Asian Paints Royale Atmos should not be applied on surfaces / substrates that are subjected to continuous seepage or dampness.**

PAINT APPLICATION PROCESS

APPLICATION	CODE	THINNER	DILUTION %	APPLICATION VISCOSITY ¹	RECOATING PERIOD
STEP 1 SANDING					
SAND THE SURFACE WITH SAND PAPER 180 AND WIPE CLEAN					
STEP 2 ROYALE WALL BASECOAT BRUSH / ROLLER / SPRAY	0025	WATER	BRUSH / ROLLER 50% - 60 %	BRUSH / ROLLER 30 - 40 SPRAY 20 - 25	4 - 6 HRS
STEP 3 ACRYLIC WALL PUTTY PUTTY KNIFE	1354	WATER	BASED ON REQUIREMENT	N/A	4 - 6 HRS
STEP 4 SANDING					
SAND THE SURFACE WITH SAND PAPER 180 AND WIPE CLEAN					
STEP 5 ROYALE WALL BASECOAT BRUSH / SPRAY / ROLLER	0025	WATER	BRUSH / ROLLER 50% - 60 %	BRUSH / ROLLER 30 - 40 SPRAY 20 - 25	4 - 6 HRS
STEP 6 SANDING					
SAND THE SURFACE WITH SAND PAPER 320 AND WIPE CLEAN					
STEP 7 FIRST COAT ROYALE ATMOS ROLLER	0500	WATER	ROLLER 40 - 50	FELT ROLLER 24 - 40	4 HRS
STEP 8 SECOND COAT ROYALE ATMOS ROLLER	0500	WATER	ROLLER 40 - 50	FELT ROLLER 24 - 40	4 HRS

1. As measured through a Ford cup. 2. Recoat period is quoted for 30°C and 50-60% Relative Humidity, these may vary under different conditions. 3. Provide adequate ventilation for application and drying. 4. Do not apply when humidity is greater than 90%. It may cause prolonged drying time of paint and moisture condensation on the walls.

HOW TO CHOOSE COLOURS

Browse through Asian Paints colour tools to help you find the right colour combination

COLOUR SPECTRA FAN DECK



ROYALE BOOK OF COLOURS*



ROYALE SHADE CARD*



*These shades are for reference only. Please refer to the Colour Spectra or Colour Palette for correct shade reference

ADDITIONAL INFORMATION

VOC CONTENT



Royale Atmos does not contain carcinogens, mutagens, or reproductive toxins. Any trace contaminants are less than 0.01% by weight.

*VOCs are less than 50 g/L. Colorants may add additional VOCs. *No intentionally added CMRs, Heavy Metals or APEOs.

PRECAUTIONS

- Do not apply when ambient temperature is less than 10°C or if the temperature might drop to this level within 4 hours of application.
- Do not over-thin or over-extend the brush.
- Tint using Asian Paints machine colourants only.
- Stir well and strain before use.
- Tinted paints need thorough shaking immediately after tinter addition as well as before use.
- For best performance ensure that the surface is dry. On moisture meter it should be under 16%. In case it is higher, find out the source of water and address it before painting. Allow undercoats to dry sufficiently before applying paint.
- For better washability ensure the paint surface is cured for 2 weeks under normal atmospheric conditions. (30°C ; 50 - 60 % RH)
- **Application of Acrylic Wall Putty and adherence to the painting system will lead to best results.**

POST PAINTING CARE

- The Golden rule for removing any wall stains is that one should remove it immediately.
- Remove all dirt using a clean cloth or duster. Always remove dirt from top to bottom, this helps in avoiding loose dirt to smudge the walls.
- For regular household stains like pencil, tea, coffee, crayons etc, use 5% soap/detergent solution. Use a sponge to remove the stains.
- In case of tough stains like turmeric, sketch pen, use a mild detergent solution (e.g Pril, Vim Liquid etc) for cleaning the stains.

SAFETY FEATURES

- Kindly refer to the MSDS for Asian Paints Royale Atmos which gives detailed information on safety measures while handling the paint, which is available on request.
- Store the container with the lid tightly closed in an upright position, in a cool, dry place.
- Keep out of reach of children and away from eatables.
- May be harmful if swallowed. In case of ingestion seek immediate medical attention.
- Wear eye protection during application. In case of contact with eyes, rinse immediately with plenty of water and seek medical advice.
- In case of skin contact immediately wash skin with soap and plenty of water. Get medical attention if irritation develops or persists.
- Do not breathe vapour or spray. It is recommended to wear suitable nose pad during sanding and surface preparation to avoid dust inhalation.
- **Left-Over Paint Disposal:** Left-over paint/drums should not be disposed in soil/drains.
- Consumers should consult a local recycling agency for proper disposal of paint/drums.

TECHNICAL DETAILS

- a. Drying time:** Surface dry time 30 minutes
- b. Sheen levels:** < 5 at 60°GH
- c. Flash point IS101/1987 Part 1, Sec 6:** >90° C
- d. Stability of thinned paint:** To be used within 24 hours