

PRODUCT CODE 5664

## Royale Health Shield Asthma and Allergy Friendly

Royale Health Shield Luxury Emulsion - Asthma and Allergy Friendly shades is a revolutionary indoor paint equipped with Silver Ion Technology which kills 99%\* of infection-causing-bacteria on the painted surface; providing a more hygienic environment at home. This product is very low on allergens and hence provides a more suitable environment for people with allergies and asthma post painting and helps create a healthier environment indoor. It also improves indoor air quality by reducing formaldehyde, a harmful pollutant. First paint in India with Silver Ion Technology as recommended\* by the Indian Medical Association. This variant has also been certified as **asthma & allergy friendly™** by Allergy Standards LTD.



### PRODUCT BENEFITS



**First paint in India with Silver Ion Technology as recommended\* by the Indian Medical Association**



#### Kills 99%\* Bacteria

Ability to kill 99%\* of infection-causing-bacteria on painted surfaces within 2 hours of exposure. Reduces possibility of respiratory infections and skin sensitization.



#### Neutralizes Formaldehyde

It neutralises indoor air pollutant like formaldehyde and makes the indoor air healthier to breathe.



#### Certified **asthma & allergy friendly™**

This paint is Certified **asthma & allergy friendly™** by Allergy Standards LTD.



#### Teflon

It has Teflon surface protector which makes it extremely durable and toughest household stains can be cleaned easily.



#### Green Assure

The Promise of Green Assure from Asian Paints, implies that the product confirms to strict international environmental and safety standards.

WATER BASED

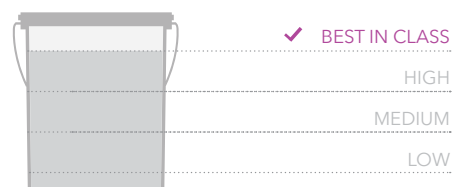


**SILVER ION TECHNOLOGY**

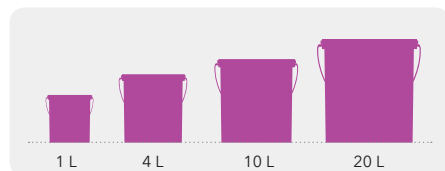
The Certified **Asthma & Allergy Friendly** Mark is a Registered Certification Mark of ALLERGY STANDARDS LTD.  
 \*Royale Health Shield (Asthma and Allergy Friendly Variant) with Silver Ion technology, within 2 hours of exposure kills 99% bacteria on walls.  
 \*Fomite Infections (bacteria) can spread through infected walls among other indoor surfaces in homes and offices. For complete disclaimer and more information, please visit [www.asianpaints.com/healthshield](http://www.asianpaints.com/healthshield)

### PRODUCT FEATURES

#### WASHABILITY



#### AVAILABLE PACKS

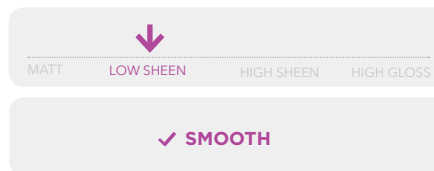


Shelf life: 3 years from date of manufacture in original tightly closed containers away from direct sunlight and excessive heat. The variant is available in select cities only.

#### COLOURS AVAILABLE




#### FINISH



Refer to sheen levels in technical details.

#### COVERAGE



**\*\*Actual coverage may vary from the quoted coverage due to factors such as method and condition of application and surface roughness and porosity.**

### HOW TO APPLY

#### PRE PAINTING STEPS



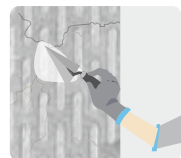
**PLASTER** New masonry surfaces must be allowed to cure completely. It is recommended to allow 28 days as the curing time for new masonry surfaces.



**CLEANING** Surface should be free from any loose paint, dust or grease. Growths of fungus, algae or moss should be removed by wire brushing and water. In case of areas having excessive dampness use Asian Paints DampBlock to limit further dampness. When the underlying surface exhibits chalkiness, in spite of thorough surface cleaning, use Asian Paints SmartCare Exterior Sealer.



**FILLING FOR CRACKS** For filling masonry cracks and gaps on all interior absorbent surfaces, up to 3mm width use Asian Paints SmartCare Crack Seal as per recommended procedure.



Asian Paints Royale Health Shield Asthma and Allergy Friendly Variant should not be applied on surfaces / substrates that are subjected to continuous seepage or dampness.

#### PAINT APPLICATION PROCESS

APPLICATION	CODE	THINNER	DILUTION %	APPLICATION VISCOSITY <sup>1</sup>	RECOATING PERIOD
STEP 1 SANDING					
SAND THE SURFACE WITH SAND PAPER 180 AND WIPE CLEAN					
STEP 2 ROYALE WALL BASECOAT BRUSH / ROLLER / SPRAY	0025	WATER	BRUSH + ROLLER 50% - 60%	30 - 40 SEC	4 - 6 HRS
STEP 3 ACRYLIC WALL PUTTY PUTTY KNIFE	1354	WATER	BASED ON REQUIREMENT	N/A	4 - 6 HRS
STEP 4 SANDING					
SAND THE SURFACE WITH SAND PAPER 180 AND WIPE CLEAN					
STEP 5 ROYALE WALL BASECOAT BRUSH / SPRAY / ROLLER	0025	WATER	BRUSH + ROLLER 50% - 60%	30 - 40 SEC	4 - 6 HRS
STEP 6 SANDING					
SAND THE SURFACE WITH SAND PAPER 320 AND WIPE CLEAN					
STEP 7 FIRST COAT ROYALE HEALTH SHIELD ASTHMA AND ALLERGY FRIENDLY ROLLER	5664	WATER	BRUSH + ROLLER 40% - 50% SPRAY 50% - 55%	BRUSH + ROLLER 20 - 40 SEC SPRAY 20-25 SEC	4 HRS
STEP 8 SECOND COAT ROYALE HEALTH SHIELD ASTHMA AND ALLERGY FRIENDLY ROLLER	5664	WATER	BRUSH + ROLLER 40% - 50% SPRAY 50% - 55%	BRUSH + ROLLER 20 - 40 SEC SPRAY 20-25 SEC	4 HRS

1. As measured through a Ford cup. 2. Recoat period is quoted for 30°C and 50-60% Relative Humidity, these may vary under different conditions. 3. Provide adequate ventilation for application and drying. 4. Do not apply when humidity is greater than 90%. It may cause prolonged drying time of paint and moisture condensation on the walls.

## HOW TO CHOOSE COLOURS

Browse through Asian Paints colour tools to help you find the right colour combination

COLOUR SPECTRA FAN DECK

ROYALE BOOK OF COLOURS\*

ROYALE SHADE CARD\*



\*These shades are for reference only. Please refer to the Colour Spectra or Colour Palette for correct shade reference

## ADDITIONAL INFORMATION

### VOC CONTENT



Royale Health Shield Asthma and Allergy Friendly Variant does not contain carcinogens, mutagens, or reproductive toxins. Any trace contaminants are less than 0.01% by weight.



\*VOCs are less than 50 g/L. Colorants may add additional VOCs. \*No intentionally added CMRs, Heavy Metals or APEOs.

### POST PAINTING CARE

- The Golden rule for removing any wall stains is that one should remove it immediately.
- Remove all dirt using a clean cloth or duster. Always remove dirt from top to bottom, this helps in avoiding loose dirt to smudge the walls.
- For regular household stains like pencil, tea, coffee, crayons etc, use 5% soap/ detergent solution. Use a sponge to remove the stains.
- In case of tough stains like turmeric, sketch pen, use a mild detergent solution (e.g Pril, Vim Liquid etc) for cleaning the stains.

### TECHNICAL DETAILS

- a. Drying time: Surface dry time 30 minutes
- b. Recoatability: 4 – 6 hours @ ambient condition (25°C/65% RH)
- c. Sheen at 60°GH: 8 – 10 units
- d. VOC (ASTM D 3960): < 50 g/L
- e. Meets Green assure requirements
- f. Flash point: Not applicable
- g. Stability of Thinned Paint: Use within 24 hours

### PRECAUTIONS

- Do not apply when ambient temperature is less than 10°C or if the temperature might drop to this level within 4 hours of application.
- Do not over-thin or over-extend the brush.
- Tint using Asian Paints machine colourants only.
- Stir well and strain before use.
- Tinted paints need thorough shaking immediately after tinter addition as well as before use.

### SAFETY FEATURES

- Kindly refer to the MSDS for Asian Paints Royale Health Shield Asthma and Allergy Friendly variant which gives detailed information on safety measures while handling the paint, which is available on request.
- Store the container with the lid tightly closed in an upright position, in a cool, dry place.
- Keep out of reach of children and away from eatables.
- May be harmful if swallowed. In case of ingestion seek immediate medical attention.
- Wear eye protection during application. In case of contact with eyes, rinse immediately with plenty of water and seek medical advice.
- In case of skin contact immediately wash skin with soap and plenty of water. Get medical attention if irritation develops or persists.
- Do not breathe vapour or spray. It is recommended to wear suitable nose pad during sanding and surface preparation to avoid dust inhalation.
- Left-Over Paint Disposal: Left-over paint/drums should not be disposed in soil/drains. Consumers should consult a local recycling agency for proper disposal of paint/drums.

### SAFETY FEATURES

- Ensure that the surface is dry. Surface Moisture (On moisture meter) is under 16%. In case it is higher, find out the source of water and address it before painting. Allow undercoats to dry sufficiently before applying paint.
- Ensure the paint is cured for 2 weeks under normal atmospheric conditions. (30°C ; 50 - 60 % RH) prior cleaning of stains.
- Application of Acrylic Wall Putty and adherence to the painting system will lead to best results.
- Avoid use of Alkyd Based Primer with Cement Based Putty or filling compounds.