

PRODUCT CODE 0101

Royale Play Dune

Asian Paints Royale Play Dune collection consists of a water-based top coat finish with metallic pigments, available in a Silver or Gold base. The effect achieved with this product are inspired from sub saharan themes, deserts and sand dunes of Africa. These effects are perfectly suitable for decoration of interior walls in classical and modern environments to provide subtle sophisticated finishes. Dune is an odourless and completely non-toxic paint

PRODUCT BENEFITS

Special Effects

A number of Special Effects such as Drizzle, Whirl and Halo can be created using a variety of tools, with Asian Paints Royale Play Dune Special Effects Paint.

Easy Application

This product has been specially formulated so that it is easy to apply, allows the tools to move smoothly without much effort, retaining the pattern left by the tool that created. It provides sufficient open time to allow the creation of the effect.

Metallic Lustre

It provides a metallic lustre that lends elegance and style to the surface.

Availability

Dune is also available in 6 direct shades : Amalgam, Bronzer, Medallion, Firebrand, Black and Ferment which bring the spirit and essence of Africa into you homes.



WATER BASED

LEAD FREE*GUARANTEE

* All Asian Paints products contain no added Lead, Mercury, Arsenic or Chromium from April 2008.

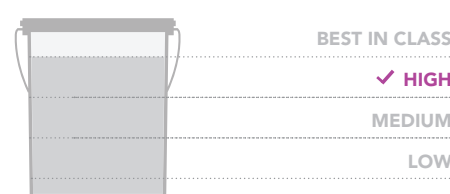
PRODUCT FEATURES

FINISH




Tough Texture: Lasts long and ensures low maintenance

WASHABILITY



Wipe dust or stains with a dry cloth

AVAILABLE PACKS



Shelf life: 2 years from date of manufacture in original tightly closed containers away from direct sunlight and excessive heat.

COVERAGE

On smooth well-prepared surface by rolling followed by use of Special Effect Tools

1 COAT
40 – 60
sq.ft/ltr**

**Actual coverage may vary from the quoted coverage due to factors such as method and condition of application and surface roughness and porosity.


COLOURS AVAILABLE

48*



*Currently available in 3 effects per colour totaling to 144 combinations.

PRE PAINTING STEPS



PLASTER New masonry surfaces must be allowed to cure completely. It is recommended to allow 28 days as the curing time for new masonry surfaces.



CLEANING Surface should be free from any loose paint, dust or grease. Growths of fungus, algae or moss should be removed by wire brushing and water. In case of areas having excessive dampness use Asian Paints SmartCare Damp Block to limit further dampness. When the underlying surface exhibits chalkiness, in spite of thorough surface cleaning, use Asian Paints SmartCare Exterior Sealer.





FILLING FOR CRACKS For filling cracks upto 3mm use Asian Paints SmartCare Crack Seal.



FILLING FOR HOLES & DENTS In case of dents and holes use Asian Paints Acrylic Wall Putty or white cement and fine sand in the ratio 1:3

Royale Play Dune should not be applied on surfaces / substrates that are subjected to continuous seepage or dampness.

PAINT APPLICATION PROCESS

APPLICATION	CODE	THINNER	DILUTION %	APPLICATION VISCOSITY¹	RECOATING PERIOD
STEP 1 SANDING					
SAND THE SURFACE WITH SAND PAPER 180 AND WIPE CLEAN					
0359 0360	MTO* OR WATER	BRUSH / ROLLER 8 - 10 SPRAY 15 - 20 80% – 100 %	BRUSH / ROLLER 30 - 40 SPRAY 20 - 25	6 - 8 HRS 4 - 6 HRS	
1354	 WATER	BASED ON REQUIREMENT	N/A	4 - 6 HRS	
STEP 4 SANDING					
SAND THE SURFACE WITH SAND PAPER 180 AND WIPE CLEAN					
0359 0360	MTO* OR WATER	BRUSH / ROLLER 8 - 10 SPRAY 15 - 20 80% – 100 %	BRUSH / ROLLER 30 - 40 SPRAY 20 - 25	6 - 8 HRS 4 - 6 HRS	
STEP 6 SANDING					
SAND THE SURFACE WITH SAND PAPER 320 AND WIPE CLEAN					
0011	 WATER	BRUSH 40 - 45 ROLLER 65 - 70	BRUSH 30 - 45 ROLLER 22 - 25	3 - 4 HRS	
0101	AS SUCH	5% WATER V/V ONLY IF REQUIRED	N/A	N/A	
STEP 7 BASECOAT FIRST & SECOND COAT PREMIUM EMULSION BRUSH / ROLLER**					
STEP 8 TOPCOAT FIRST & SECOND COAT ROYALE PLAY DUNE FINISH BRUSH / ROLLER**					

1. As measured through a Ford cup.
2. Recoat period is quoted for 28° - 30°C and 60 - 65% Relative Humidity, these may vary under different conditions.

* Mineral Turpentine Oil
** Contractor training required

HOW TO CHOOSE COLOURS

Browse through Asian Paints colour tools to help you find the right colour combination

ROYALE PLAY DUNE & SAFARI
DECOR BOOK



ADDITIONAL INFORMATION

POST PAINTING CARE

To clean the surface use a dry cloth to wipe clean. Allow 2 weeks of drying time before cleaning the surface.

TECHNICAL DETAILS

- a. Drying Time:** Dry to recoat 8 -10 hours
Surface Dry after topcoat 8-10 hours
- b. Flash point IS101/1987 Part 1, Sec 6:**
Water-based, non-flammable
- c. Stability of thinned paint:** To be used within 24 hours

PRECAUTIONS

- › Do not apply when ambient temperature is less than 10°C or if the temperature might drop to this level within 4 hrs of application.
- › Do not over-thin or over-extend the brush.
- › Tint using Asian Paints machine colourants only
- › Stir well and strain before use.
- › Tinted paints need thorough shaking immediately after tinter addition as well as before use.

SAFETY FEATURES

- › Kindly refer to the MSDS for Asian Paints Royale Play Dune, which gives detailed information on safety measures while handling the paint, which is available on request.
- › Store the container with the lid tightly closed in an upright position, in a cool, dry place
- › Keep out of reach of children and away from eatables
- › May be harmful if swallowed. In case of ingestion seek immediate medical attention.
- › Wear eye protection during application. In case of contact with eyes, rinse immediately with plenty of water and seek medical advice.
- › In case of skin contact immediately wash skin with soap and plenty of water. Get medical attention if irritation develops or persists.
- › Do not breathe vapour or spray. It is recommended to wear suitable nose pad during sanding and surface preparation to avoid dust inhalation
- › Do not pour leftover paint down the drain or in water courses.
- › In the event of spills, contain spillage using sand or earth.
- › No added Lead, Mercury or Chromium compounds.