

PRODUCT CODE 5424

Royale Play Infinitex

Inspired from different elements of nature, Royale Play Infinitex is a range of Designer Interior textures that transform your walls into amazing, unique works of art.

PRODUCT BENEFITS

Special Effects

Six effects like Bricks, Pebbles, Shale, Crossroad, Breeze and Ripple are created using a variety of tools on Asian Paints Royale Play Infinitex.

Easy Application

This product has been specifically formulated for easy application, it allows the tools to move smoothly without much effort, retaining the pattern left by the tool.

Environment friendly

Asian Paints Royale Play Infinitex is water based paint for interior & exterior application. It is a stiff-paint, non-toxic, non-flammable and fully respects people's health and environment.



WATER BASED

LEAD FREE* GUARANTEE

* All Asian Paints products contain no added Lead, Mercury, Arsenic or Chromium from April 2008.



PRODUCT FEATURES

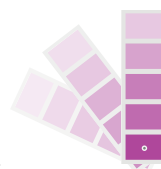
FINISH



COLOURS AVAILABLE

42*

*7 combination shades in each effect.



AVAILABLE PACKS



Shelf life: 1 year from date of manufacturing.

COVERAGE

On smooth well-prepared surface by trowel and scraper followed by use of Special Effect Tools




1 COAT
8 - 10
sq.ft/kg**

**Actual coverage may vary from the quoted coverage due to factors such as method and condition of application and surface roughness and porosity.

HOW TO APPLY

PRE PAINTING STEPS



PLASTER New masonry surfaces must be allowed to cure completely. It is recommended to allow 28 days as the curing time for new masonry surfaces.



CLEANING Surface should be free from any loose paint, dust or grease. Growths of fungus, algae or moss should be removed by wire brushing and water. In case of areas having excessive dampness use Asian Paints SmartCare Damp Block to limit further dampness. When the underlying surface exhibits chalkiness, in spite of thorough surface cleaning, use Asian Paints SmartCare Exterior Sealer.








FILLING FOR CRACKS For filling cracks up to 3mm use Asian Paints SmartCare Crack Seal.



FILLING FOR HOLES & DENTS In case of dents and holes use Asian Paints Acrylic Wall Putty or white cement and fine sand in the ratio 1:3

Royale Play Infinitex should not be applied on surfaces / substrates that are subjected to continuous seepage or dampness.

PAINT APPLICATION PROCESS

APPLICATION	CODE	THINNER	DILUTION %	APPLICATION VISCOSITY ¹	RECOATING PERIOD ²
STEP 1 SANDING					
SAND THE SURFACE WITH SAND PAPER 180 AND WIPE CLEAN					
0359 0360	MTO* OR WATER	BRUSH / ROLLER 8 - 10 SPRAY 15 - 20 80% - 100 %	BRUSH / ROLLER 30 - 40 SPRAY 20 - 25	6 - 8 HRS 4 - 6 HRS	
STEP 2 DECOPRIME CEMENT PRIMER (ST) DECOPRIME CEMENT PRIMER (WT) BRUSH / ROLLER / SPRAY					
STEP 3 ACRYLIC WALL PUTTY PUTTY KNIFE					
1354	 WATER	BASED ON REQUIREMENT	N/A	4 - 6 HRS	
STEP 4 SANDING					
SAND THE SURFACE WITH SAND PAPER 180 AND WIPE CLEAN					
STEP 5 DECOPRIME CEMENT PRIMER (ST) DECOPRIME CEMENT PRIMER (WT) BRUSH / ROLLER / SPRAY					
0359 0360	 MTO*  OR WATER	BRUSH / ROLLER 8 - 10 SPRAY 15 - 20 SPRAY 80 - 100	BRUSH / ROLLER 30 - 40 SPRAY 20 - 25	6 - 8 HRS 4 - 6 HRS	
STEP 6 SANDING					
SAND THE SURFACE WITH SAND PAPER 220 AND WIPE CLEAN					
STEP 7 ROYAL PLAY INFINITEX TROWEL / SCRAPER					
5424	 AS SUCH OR WATER	2% - 5% BY WATER IF REQUIRED	N/A	4 - 6 HRS	
STEP 8 SANDING					
SAND THE SURFACE WITH SAND PAPER 220 AND WIPE CLEAN					
STEP 9 WT PRIMER ROYALE PLAY ROYALE PLAY METALLICS SPONGE ROLLER COLOURWASH SPONGE					
0360 0069 0099	 WATER	50% - 70% BY WATER	N/A	8 - 10 HRS	

1. As measured through a Ford cup. 2. Recoat period is quoted for 28° - 30°C and 60 - 65% Relative Humidity, these may vary under different conditions.
* Mineral Turpentine Oil. ** Apply a 3rd coat of Royale Luxury Emulsion as Basecoat if required. *** Contractor training required.

HOW TO CHOOSE COLOURS

Browse through Asian Paints InfiniTex book to choose the right finish and colour combination for you.

ROYALE PLAY INFINITEX BOOK



ADDITIONAL INFORMATION

POST PAINTING CARE

For removing stains, sponge clean with a mild soap solution and wipe clean. Ensure a drying time of at least 2 weeks before cleaning.

TECHNICAL DETAILS

a. Drying time: Dry to recoat after 1st base coat 4 - 6 hours, dry to recoat after 2nd base coat 4 - 6 hours. Surface Dry after topcoat 8 - 10 hours

b. Flash point IS101/1987 Part 1, Sec 6: Water-based, non-flammable

c. Stability of thinned paint: To be used within 24 hours

PRECAUTIONS

- Do not apply when ambient temperature is less than 10°C or if the temperature might drop to this level within 4 hrs of application.
- Do not over-thin or over-extend the brush.
- Tint using Asian Paints machine colourants only.
- Stir well and strain before use.
- Tinted paints need thorough shaking immediately after tinter addition as well as before use.

SAFETY FEATURES

- Kindly refer to the MSDS for Asian Paints Royale Play which gives detailed information on safety measures while handling the paint, which is available on request.
- Store the container with the lid tightly closed in an upright position, in a cool, dry place.
- Keep out of reach of children and away from eatables.
- May be harmful if swallowed. In case of ingestion seek immediate medical attention.
- Wear eye protection during application. In case of contact with eyes, rinse immediately with plenty of water and seek medical advice.
- In case of skin contact immediately wash skin with soap and plenty of water. Get medical attention if irritation develops or persists.
- Do not breathe vapour or spray. It is recommended to wear suitable nose pad during sanding and surface preparation to avoid dust inhalation.
- Do not pour leftover paint down the drain or in water courses.
- In the event of spills, contain spillage using sand or earth.
- No added Lead, Mercury or Chromium compounds.