

PRODUCT CODE 0099

Royale Play Metallics

Asian Paints Royale Play Metallics is a water-based special effects paint that creates a variety of effects on interior walls.

PRODUCT BENEFITS

Special Effects

Different types of Special Effects such as Crinkle, Dapple, Weaving, Canvas, Spatula, Colorwash, Ragging, Sponging, Combing, Brushing can be created using a variety of tools on Asian Paints Royale Play Metallics Special Effects Paint.

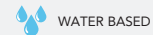
Easy Application

This product has been specially formulated such that it is easy to apply, allows the tools to move smoothly without much effort, retaining the pattern left by the tool

that created. It provides greater open time to allow the creation of the effect. It provides a Metallic lustre that lends elegance and style to a surface.

Acrylic emulsion paint, environment friendly

Asian Paints Royale Play-Metallics is a 100% acrylic emulsion paint for interior application. It will not run or sag on vertical surfaces. It is abrasion resistant, translucent, odourless, non-toxic, non-flammable and fully respects people's health and environment.




PRODUCT FEATURES

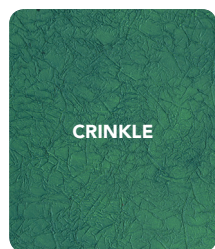
FINISH



SPONGING



COMBING



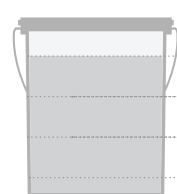
CRINKLE



SPATULA

Tough Texture: Lasts long and ensures low maintenance

WASHABILITY



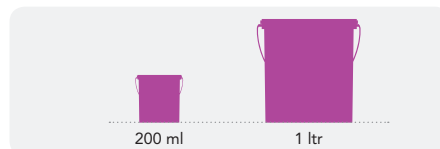
✓ BEST IN CLASS

HIGH

MEDIUM

LOW

AVAILABLE PACKS



Shelf life: 2 years from date of manufacture in original tightly closed containers away from direct sunlight and excessive heat.

COVERAGE

On smooth well-prepared surface by rolling followed by use of Special Effect Tools




1 COAT
100 – 175
sq.ft/ltr**

**Actual coverage may vary from the quoted coverage due to factors such as method and condition of application and surface roughness and porosity.

COLOURS AVAILABLE


120*



*Currently available in 10 effects, 12 shades per effect.

HOW TO APPLY

PRE PAINTING STEPS



PLASTER New masonry surfaces must be allowed to cure completely. It is recommended to allow 28 days as the curing time for new masonry surfaces.



CLEANING Surface should be free from any loose paint, dust or grease. Growths of fungus, algae or moss should be removed by wire brushing and water. In case of areas having excessive dampness use Asian Paints SmartCare Damp Block to limit further dampness. When the underlying surface exhibits chalkiness, in spite of thorough surface cleaning, use Asian Paints SmartCare Exterior Sealer.



FILLING FOR CRACKS For filling cracks upto 3mm use Asian Paints SmartCare Crack Seal.



FILLING FOR HOLES & DENTS In case of dents and holes use Asian Paints Acrylic Wall Putty or white cement and fine sand in the ratio 1:3

Royale Play Metallics should not be applied on surfaces / substrates that are subjected to continuous seepage or dampness.

PAINT APPLICATION PROCESS

APPLICATION	CODE	THINNER	DILUTION %	APPLICATION VISCOSITY ¹	RECOATING PERIOD ²
SAND THE SURFACE WITH SAND PAPER 180 AND WIPE CLEAN					
STEP 1 SANDING					
STEP 2 DECOPRIME CEMENT PRIMER (ST) / DECOPRIME CEMENT PRIMER (WT) BRUSH / ROLLER / SPRAY	0359 0360	MTO [*] OR WATER	BRUSH / ROLLER 8 - 10 SPRAY 15 - 20 80% - 100 %	BRUSH / ROLLER 30 - 40 SPRAY 20 - 25	6 - 8 HRS 4 - 6 HRS
STEP 3 ACRYLIC WALL PUTTY PUTTY KNIFE	1354	WATER	BASED ON REQUIREMENT	N/A	4 - 6 HRS
STEP 4 SANDING					
SAND THE SURFACE WITH SAND PAPER 180 AND WIPE CLEAN					
STEP 5 DECOPRIME CEMENT PRIMER (ST) / DECOPRIME CEMENT PRIMER (WT) BRUSH / ROLLER / SPRAY	0359 0360	MTO [*] OR WATER	BRUSH / ROLLER 8 - 10 SPRAY 15 - 20 80% - 100 %	BRUSH / ROLLER 30 - 40 SPRAY 20 - 25	6 - 8 HRS 4 - 6 HRS
STEP 6 SANDING					
SAND THE SURFACE WITH SAND PAPER 320 AND WIPE CLEAN					
STEP 7 BASECOAT FIRST & SECOND COAT ROYALE LUXURY EMULSION BRUSH / ROLLER**	0030	WATER	BRUSH 40 - 45 SPRAY 65 - 70	BRUSH 30 - 45 SPRAY 22 - 25	3 - 4 HRS
STEP 8 TOPCOAT ROYALE PLAY METALLICS SPECIAL EFFECTS TOOL***	0099	AS SUCH OR WATER	10% WATER V/V ONLY IF REQUIRED	BRUSH 300 - 500 ROLLER 300 - 500	N/A

1. As measured through a Ford cup.
2. Recoat period is quoted for 28° - 30°C and 60 - 65% Relative Humidity, these may vary under different conditions.

* Mineral Turpentine Oil
** Apply a 3rd coat of Royale Luxury Emulsion as Basecoat if required
*** Contractor training required

HOW TO CHOOSE COLOURS

Browse through Asian Paints colour tools to help you find the right colour combination

ROYALE PLAY AND METALLICS
DECOR BOOK



*These shades are for reference only. Please refer to the Colour Spectra or Colour Palette for correct shade reference

ADDITIONAL INFORMATION

POST PAINTING CARE

- For removing stains, sponge clean with a mild soap solution and wipe clean. Ensure a drying time of atleast 2 weeks before cleaning.

TECHNICAL DETAILS

- a. Drying time:** Dry to recoat 16 -18 hours
Surface Dry after topcoat 16 - 20 hours
- b. Flash point IS101/1987 Part 1, Sec 6:**
Water-based, non-flammable
- c. Stability of thinned paint:** To be used within 24 hours

PRECAUTIONS

- Do not apply when ambient temperature is less than 10°C or if the temperature might drop to this level within 4 hrs of application.
- Do not over-thin or over-extend the brush.
- Tint using Asian Paints machine colourants only
- Stir well and strain before use.
- Tinted paints need thorough shaking immediately after tinter addition as well as before use.

SAFETY FEATURES

- Kindly refer to the MSDS for Asian Paints Royale Play Metallics which gives detailed information on safety measures while handling the paint, which is available on request.
- Store the container with the lid tightly closed in an upright position, in a cool, dry place
- Keep out of reach of children and away from eatables
- May be harmful if swallowed. In case of ingestion seek immediate medical attention.
- Wear eye protection during application. In case of contact with eyes, rinse immediately with plenty of water and seek medical advice.
- In case of skin contact immediately wash skin with soap and plenty of water. Get medical attention if irritation develops or persists.
- Do not breathe vapour or spray. It is recommended to wear suitable nose pad during sanding and surface preparation to avoid dust inhalation
- Do not pour leftover paint down the drain or in water courses.
- In the event of spills, contain spillage using sand or earth.
- No added Lead, Mercury or Chromium compounds.