

PRODUCT CODE 1040, 1041, 1042

WoodTech Aquadur PU for Exterior

Asian Paints WoodTech Aquadur PU for Exterior is a water based Polyurethane clear coating, which offers excellent smooth finish and good hardness.

PRODUCT BENEFITS

Easy Application

WoodTech Aquadur PU can be applied with a brush and roller, making it far easier to apply than conventional PU, which is always spray painted.

Child Safe

WoodTech Aquadur PU has very low toxic metal content and is EN 71.3 compliant for low metal toxicity, which also makes it a child safe product.

Low VOC and Odour

WoodTech Aquadur PU surpasses European standards

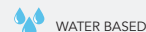
for low VOC and is virtually odourless, making it a green product in the complete sense.

Quick Drying

Complete painting your furniture twice as fast with WoodTech Aquadur PU as compared to conventional PU.

Superior Exterior Durability

WoodTech Aquadur PU guards your furniture against the elements of nature. With a highly flexible and UV resistant film, it protects wood against sun and water and also prevents it from yellowing.



PRODUCT FEATURES

DURABILITY



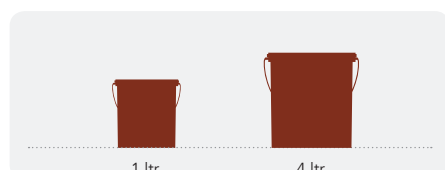
✓ VERY HIGH
EXTERIOR DURABILITY

HIGH

MEDIUM

LOW

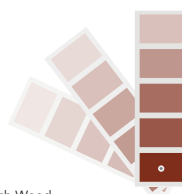
AVAILABLE PACKS



WoodTech Aquadur PU Exterior Matt (1040)- 1 Ltr. and 4 Ltrs.
WoodTech Aquadur PU Exterior Gloss (1041)- 1 Ltr. and 4 Ltrs.
WoodTech Aquadur PU Basecoat (1042)- 1 Ltr. and 4 Ltrs

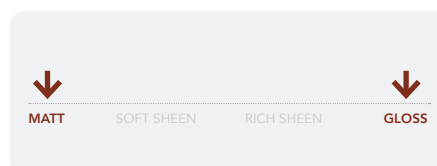
COLOURS AVAILABLE

Clear*



Range of 6 attractive translucent WoodTech Wood Stains for Exterior to add/ change colour.

AREA OF APPLICATION



COVERAGE



1 COAT


9 - 11 sq. mtrs/ltr/coat**
On smooth sanded wooden surface by Spraying

11 - 13 sq. mtrs/ltr/coat**
On smooth sanded wooden surface by Brushing and Rolling

**Actual coverage may vary from the quoted coverage due to factors such as method and condition of application and surface roughness and porosity.


HOW TO APPLY

PRE PAINTING STEPS



SANDING: Sand the wooden surface along the grains using sand paper no. 180, and then 320 or 400. Wipe surface to clean off loose dust particles.

INSULATING: (Optional) Apply 1-2 coats of WoodTech Epoxy Insulator to insulate from oil & resin from the wood, also it reduces absorption of a paint material on Veneer.



DENT FILLING: If the surface has dents, apply WoodTech Filler with a putty knife over the dented area.

STAINING: To colour, apply WoodTech Wood Stains Exterior by ragging. Allow to dry for 120 minutes.



Note: 1. Use only Solid Wood for Exterior Wood work: Veneers, MDF, Plywood etc. should be avoided as they have limited Exterior Durability.
2. Use only WoodTech Aquadur PU Basecoat for interior and exterior as sealer coat. Do not use any other product/material for sealing purpose.
3. Ensure that the wood surface is coated from all sides.
4. There is no maturation time.

PAINT APPLICATION PROCESS

APPLICATION	CODE	THINNER	DILUTION %	APPLICATION VISCOSITY	RECOATING PERIOD
STEP 1 WOODTECH AQUADUR PU WOOD PRESERVATIVE TWO COATS BRUSH/RAGGING	1043	NIL	NIL	11-15 SECS	2 HOURS
STEP 2 WOODTECH WOOD STAIN EXTERIOR RAGGING	1044	NIL	NIL	11-16 SECS	2 HOURS
STEP 3 WOODTECH AQUADUR CLEAR BASE COAT FIRST COAT SPRAY/BRUSH + ROLLER	1042	WATER	SPRAY 5 - 15 BRUSH 5 - 15	SPRAY 25 - 30 SECS BRUSH 25 - 30	5 HOURS
STEP 4 SANDING	SAND THE SURFACE WITH SAND PAPER 320 OR 400 AND WIPE CLEAN				
STEP 5 WOODTECH AQUADUR CLEAR BASE COAT FIRST COAT SPRAY/BRUSH + ROLLER	1042	WATER	SPRAY 5 - 15 BRUSH 5 - 15	SPRAY 25 - 30 SECS BRUSH 25 - 30	5 HOURS
STEP 6 SANDING	SAND WITH SAND PAPER NO. 320 OR 400 AND WIPE CLEAN (APPLY 3RD COAT IF REQUIRED BEFORE TOP COAT APPLICATION, SAND WITH SAND PAPER NO. 320 / 400 AND WIPE CLEAN)				
STEP 7 WOODTECH AQUADUR PU EXTERIOR MATT/GLOSSY FIRST COAT SPRAY/BRUSH + ROLLER	1040/1041	WATER	SPRAY 5 - 10 BRUSH 5 - 10	SPRAY 25 - 30 SECS BRUSH 25 - 30	5 HOURS
STEP 8 SANDING	SAND THE SURFACE WITH SAND PAPER 320 OR 400 AND WIPE CLEAN				
STEP 9 WOODTECH AQUADUR PU EXTERIOR MATT/GLOSSY SECOND COAT SPRAY/BRUSH + ROLLER	1040/1041	WATER	SPRAY 5 - 10 BRUSH 5 - 10	SPRAY 30 - 35 SECS BRUSH 30 - 35	5 HOURS
STEP 10 SANDING	(APPLY 3RD COAT IF REQUIRED AFTER SANDING WITH SAND PAPER NO. 320 / 400 AND WIPE CLEAN)				

5. WoodTech Wood Stains for Exterior should not be mixed with WoodTech Aquadur PU.
6. WoodTech Aquadur PU Exterior must not be polluted with oil, varnish or the like and must not be sanded with steel wool between coats.
7. Recoat period is quoted for 30°C and 75% relative humidity, these may vary under different conditions.

8. If the coating gets physically damaged (cuts and dents) due to impact of sharp objects or any other means after application or in normal usage, then the damaged surface must be repaired by application of fresh coats of WoodTech Aquadur PU for Exterior.
9. Spraying air pressure 2.2 to 2.8 Kgs/sq.cm.
10. Viscosity as measured through a Ford cup B4 at 30°C.

HOW TO CHOOSE COLOURS

Browse through Asian Paints colour tools to help you find the right colour combination

WOODTECH CLEAR FOLDER



WOODTECH AQUADUR
WOOD STAIN SHADE CARD



The final shade will vary on the basis of the color of the veneer, no of coats applied and dilution of the wood stains.

ADDITIONAL INFORMATION

VOC CONTENT



**LOW VOC
CONTENT**

Asian Paints WoodTech Aquadur PU Exterior meets the LEEDS VOC criteria as per Indian Green Building Council version 1.0.

POST PAINTING CARE

For removing stains on tiles and metal surfaces, apply NC Thinner on the surface and wipe clean.

If stains are difficult to remove, scrapping can be done after applying NC thinner on the stained area.

Precautions need to be taken while spraying/brushing, like masking of adjoining areas with suitable material, as the stains may be difficult to remove if present on wood or coated wooden and wall surfaces.

TECHNICAL DETAILS

- a. Drying Time:** Touch to Dry 60 minutes,
Tack Free time 2 hours
- b. Flash point:** Not applicable
- c. Stability of thinned paint:** To be used within 24 hours
- d. Shelf Life:** 18 months from date of manufacture in original tightly closed container away from direct sunlight and extensive heat

PRECAUTIONS

- For optimum performance, Asian Paints WoodTech Aquadur PU Exterior must be applied at a temperature between 20°C and 40°C and humidity not above 75%.
- Do not over-thin and mix according to recommended ratios.
- Stir well and strain before use.

SAFETY FEATURES

- Kindly refer to the MSDS for Woodtech Aquadur PU Basecoat, Gloss and Matt, which gives detailed information on safety measures while handling the paint.
- Store the product at ambient conditions in well ventilated locations and away from source of ignition and fire.
- Use protective equipment like rubber/polyurethane gloves, safety goggles/glasses, face mask while handling the paint.
- Avoid eye and skin contact. In both cases wash with soap and plenty of water. Get medical attention if irritation develops or persists.
- Do not inhale or ingest. In case of inhalation move to fresh air and seek medical attention if symptoms persist in both cases.
- Dispose in land filling. Do not dispose in any drain.
- No added Lead, Mercury or Chromium compounds.