

PRODUCT CODE 1052

WoodTech Filler

Asian Paints WoodTech Filler for Interiors and Exterior is a water-based dent and grain filler.

PRODUCT BENEFITS

Easy Application

WoodTech Filler can be easily applied with a putty knife and by ragging.

Good Grain Clarity

WoodTech Filler provides good grain clarity.

Exterior and Interior Durable

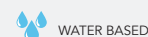
WoodTech Filler can be applied on both interior and exterior wooden surfaces.

Excellent Filling

WoodTech Filler provides excellent filling of the wood grains.

Toughness

WoodTech Filler provides such toughness to the wood that it can be cut with a saw or drilled using a machine.



WATER BASED

PRODUCT FEATURES

DURABILITY



EXCELLENT

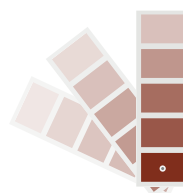
✓ HIGH

MEDIUM

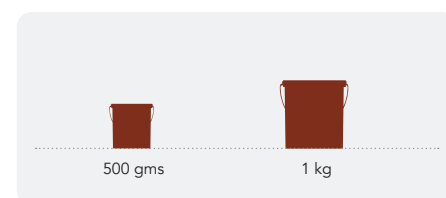
LOW

COLOURS AVAILABLE

Teak, Walnut and White*



AVAILABLE PACKS



WoodTech Filler (1052) – 500 gms & 1 kgs.

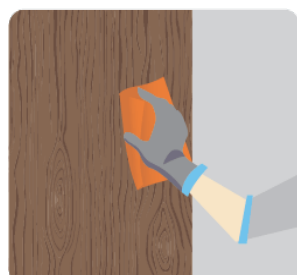
HOW TO APPLY

PRE PAINTING STEPS



CLEANING: Ensure wood to be coated is properly seasoned and all impurities are removed from the wood. Check and maintain moisture level in wood in the range of 10- 15%. Avoid higher moisture content in wood as it will lead to surface defects like popping, pinholes, and poor substrate wetting.

Application area & surface must be free from dust, oil, grease, or foreign particles to prevent contamination. Compressor must be free from moisture and oil. Ensure good ventilation in application area.



SANDING: Sand the wooden surface along the grains using sand paper no.180, and then 320 or 400. Wipe surface to clean off loose dust particles.

PAINT APPLICATION PROCESS

APPLICATION

STEP 1
SEALER AS PER
RECOMMENDED PROCEDURE
FIRST COAT
SPRAYING

STEP 2
WOODTECH FILLER TO FILL
GRAINS, NAIL HOLES AND DENTS

STEP 3
SANDING

STEP 4
APPLY SEALER AND TOP COATS AS PER
RECOMMENDED PROCEDURE

CODE

THINNER

DILUTION %

APPLICATION VISCOSITY

RECOATING PERIOD

NA

NA

NA

NA

ALLOW THE SEALER TO DRY AS PER THE RECOMMENDED TIME

1052

NA

NA

NA

2 HOURS

SAND WITH EMERY PAPER 320 OR 400 AND WIPE CLEAN

NA

NA

NA

NA

ALLOW THE SEALER TO DRY AS PER THE RECOMMENDED TIME

NOTE: (1.) Thinning if required should be done with water. (2.) Do application of sealer coat and top coat as per recommended procedure. (3.) WoodTech Filler must not be polluted with oil, varnish or the like. (4.) The containers should be tightly closed after use. (5.) For colour matching of wood surface, mixing can be done with locally available colour powders. (6.) WoodTech Filler gives good filling for nail holes upto 3mm in single filling, For larger and deeper nail holes/dents additional application can be done in-case any

depressions are seen on the applied dent filler. (7.) WoodTech Filler gives good filling for grain filling single filling, For deeper grain holes/dents additional application can be done with WoodTech Filler. (8.) Recoat period is quoted for 30°C and 75% relative humidity, these may vary under different conditions. (9.) The containers should be tightly closed after use to avoid any moisture contamination with the liquid material.

ADDITIONAL INFORMATION

POST PAINTING CARE

For removing stains on tiles and metal surfaces, apply A1/A1 Gold Thinner/NC Thinner on the surface and wipe clean.

If stains are difficult to remove, scrapping can be done after applying A1/A1 Gold Thinner/NC Thinner on the stained area.

Precautions need to be taken while spraying/brushing, like masking of adjoining areas with suitable material, as the stains may be difficult to remove if present on wood or coated wooden and wall surfaces.

TECHNICAL DETAILS

- a. Drying time:** Tack free time 120 minutes
- b. Flash point:** Not applicable
- c. Stability of thinned paint:** Not applicable
- d. Shelf Life:** 12 months from date of manufacture in original tightly closed container away from direct sunlight and extensive heat.

PRECAUTIONS

- › For optimum performance, Asian Paints WoodTech Filler must be applied at a temperature between 20°C and 40°C and humidity not above 75%.
- › For best performance, choose appropriate % of the thinner as per the climatic conditions. Choose slow drying thinner for application at higher temperature.

SAFETY FEATURES

- › Kindly refer to the MSDS for WoodTech Filler, which gives detailed information on safety measures while handling the paint.
- › Store the product at ambient conditions in well ventilated locations and away from source of ignition and fire.
- › Avoid eye and skin contact. In case of eye and skin contact, wash with plenty of clean water.
- › Do not inhale or ingest. In case of inhalation move to fresh air and seek medical attention if symptoms persist in both the cases.
- › Work in well-ventilated area.
- › Use protective equipments like rubber / polyurethane gloves, safety goggles / glasses, face mask while handling the paint.
- › Left-Over Paint Disposal: Left-over paint/drums should not be disposed in soil/drains.
- › Consumers should consult a local recycling agency for proper disposal of paint/drums.