

PRODUCT CODE 0026 / 0001

Apcolite Premium Gloss Enamel

Asian Paints Apcolite Premium Gloss Enamel imparts a shiny new look to surfaces painted with this finish. It forms a tough film that is highly resistant to household stains. It thereby serves as a protective armour around the painted surface.

PRODUCT BENEFITS

High Gloss Finish

Apcolite Premium Gloss Enamel gives a mirror like gloss for your doors, windows, grills & gates

Tough and Durable

The oil based film of Apcolite Premium Gloss Enamel makes it one of the toughest & most durable paints which forms a protective armour around surfaces

Stain Gaurd

Apcolite Premium Gloss Enamel is a highly washable paint, thus you can wipe off most common household stains easily



SOLVENT BASED

asianpaints

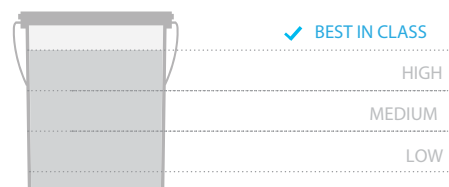
LEAD FREE*GUARANTEE

* All Asian Paints products contain no added Lead, Mercury, Arsenic or Chromium from April 2008.

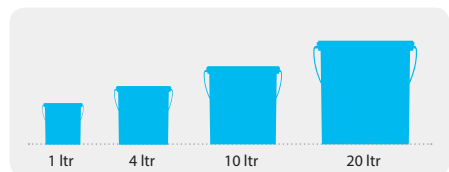


PRODUCT FEATURES

WASHABILITY



AVAILABLE PACKS

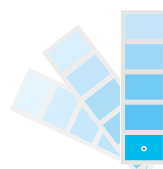


Also available in 50 ml, 100 ml, 200 ml and 500 ml
Shelf life: 3 years from date of manufacture (1 year in case of Gold (M003) & Silver (M002) shades), in original tightly closed containers away from direct sunlight and excessive heat.

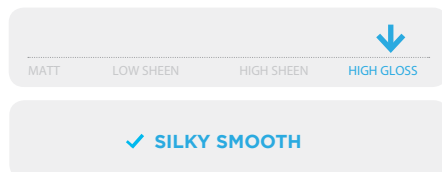
COLOURS AVAILABLE

1737*

*Currently available in 1737 shades as per the Colourworld Fandec



FINISH



Refer to sheen levels in technical details

COVERAGE

On smooth masonry surface by brushing



1 COAT

185 - 225
sq.ft./ltr**




2 COATS

95 - 110
sq.ft./ltr**

**Actual coverage may vary from the quoted coverage due to factors such as method and condition of application and surface roughness and porosity.

HOW TO APPLY

PRE PAINTING STEPS



PLASTER New masonry surfaces must be allowed to cure completely. It is recommended to allow 28 days as the curing time for new masonry surfaces.



CLEANING Surface should be free from any loose paint, dust or grease. Growths of fungus, algae or moss should be removed by wire brushing and water. In case of areas having excessive dampness use Asian Paints DampBlock to limit further dampness. When the underlying surface exhibits chalkiness, in spite of thorough surface cleaning, use Asian Paints SmartCare Exterior Sealer.



FILLING FOR CRACKS For filling masonry upto 3mm use Asian Paints SmartCare Crack Seal.



FILLING FOR HOLES & DENTS In case of dents and holes use Asian Paints Acrylic Wall Putty or white cement and fine sand in the ratio 1:3

Apcolite Premium Gloss Enamel should not be applied on surfaces / substrates that are subjected to continuous seepage or dampness.

PAINT APPLICATION PROCESS

APPLICATION	CODE	THINNER	DILUTION %	APPLICATION VISCOSITY ¹	RECOATING PERIOD
STEP 1 SANDING					
SAND THE SURFACE WITH SAND PAPER 180 AND WIPE CLEAN					
STEP 2 YELLOW METAL PRIMER (ALUMINIUM/GI) / METAL PRIMER (FERROUS METAL) / DECOPRIME ST (MASONRY) / WOOD PRIMER (WOOD)	1087 0005 0359 0007	MTO *	BRUSH 4 - 10 SPRAY 12 - 15	BRUSH 30 - 40 SPRAY 20 - 25	6 - 8 HRS
STEP 3 KNIFING PASTE FILLER (METAL / WOOD) / WALL PUTTY (MASONRY)	0016 1354	WATER OR MTO	BASED ON REQUIREMENT	BASED ON REQUIREMENT	6 - 8 HRS 4 - 6 HRS
PUTTY KNIFE					
STEP 4 SANDING					
SAND THE SURFACE WITH SAND PAPER 180 AND WIPE CLEAN					
STEP 5 YELLOW METAL PRIMER (ALUMINIUM/GI) / METAL PRIMER (FERROUS METAL) / DECOPRIME ST (MASONRY) / WOOD PRIMER (WOOD)	1087 0005 0359 0007	MTO *	BRUSH 4 - 10 SPRAY 12 - 15	BRUSH 30 - 40 SPRAY 20 - 25	6 - 8 HRS
STEP 6 SANDING					
SAND THE SURFACE WITH SAND PAPER 320 AND WIPE CLEAN					
STEP 7 FIRST COAT APCOLITE PREMIUM GLOSS ENAMEL BRUSH / ROLLER / SPRAY	0001 0026	MTO *	BRUSH 8 - 10 SPRAY 15 - 20	BRUSH 55 - 60 SPRAY 22 - 25	6 - 8 HRS
STEP 8 SECOND COAT APCOLITE PREMIUM GLOSS ENAMEL BRUSH / ROLLER / SPRAY	0001 0026	MTO *	BRUSH 8 - 10 SPRAY 15 - 20	BRUSH 55 - 60 SPRAY 22 - 25	6 - 8 HRS

1. As measured through a Ford cup.

2. Recoat period is quoted for 25°C and 50% Relative Humidity, these may vary under different conditions.

* Mineral Turpentine Oil

3. Ensure that the metal substrates are free from oil, grease and rust before paint application.

HOW TO CHOOSE COLOURS

Browse through Asian Paints colour tools to help you find the right colour combination

COLOUR SPECTRA FAN DECK*

APCOLITE ENAMEL SHADE CARD



*These shades are for reference only. Please refer to the Colour Spectra or Colour Palette for correct shade reference

ADDITIONAL INFORMATION

POST PAINTING CARE

For the best performance of the paint, ensure proper washing and cleaning of all algal and fungal growth, if any, at regular intervals of six months.

TECHNICAL DETAILS

- a. Drying time: Surface dry time 3 hrs
- b. Gloss levels: 75 - 85 on tin plate at 20 Deg Gloss Head
- c. 1s101/1987 Part 1 Sec 6 35 Deg C (95 Deg F)
- d. Stability of thinned paint: To be used within 24 hours

PRECAUTIONS

- Do not apply when ambient temperature is less than 10°C or if the temperature might drop to this level within 4 hrs of application.
- Do not over-thin or over-extend the brush.
- Tint using Asian Paints machine colourants only
- Stir well and strain before use.
- Tinted paints need thorough shaking immediately after tinter addition as well as before use.

SAFETY FEATURES

- Kindly refer to the MSDS for Asian Paints Apcolite Premium Gloss Enamel which gives detailed information on safety measures while handling the paint, which is available on request.
- Store the container with the lid tightly closed in an upright position, in a cool, dry place.
- Keep out of reach of children and away from eatables.
- May be harmful if swallowed. In case of ingestion seek immediate medical attention.
- Wear eye protection during application. In case of contact with eyes, rinse immediately with plenty of water and seek medical advice.
- In case of skin contact immediately wash skin with soap and plenty of water. Get medical attention if irritation develops or persists.
- Do not breathe vapour or spray. It is recommended to wear suitable nose pad during sanding and surface preparation to avoid dust inhalation
- Do not pour leftover paint down the drain or in water courses.
- In the event of spills, contain spillage using sand or earth.
- No added Lead, Mercury or Chromium compounds.