

PRODUCT CODE 6878

SmartCare Putty Boost

Putty Boost is a Poly carboxyl Ether (PCE) based integral solution for Putty. It is an additive to the powder putty and enhances workability and performance of putty.

The same can be used with Waterproof putty. It increases crack resistance and strength of putty.

PRODUCT BENEFITS

Enhanced Workability

Putty becomes more workable and easier to apply on the wall

Easy to Mix & Apply

Lesser lump formation in putty and better stretchability

Increased Pot-Life

Pot- life of putty increased by up to an hour as compared to normal putty mixture

Increased Strength


Increased compressive strength of putty; overall strong binding and less chalking

Reduced Cracking & Shrinkage

Reduces drying shrinkage of putty by 50% which reduces incidence of hairline cracks significantly on putty

Increased Productivity

Due to increased POT life and stretchability, work productivity increases



WATER BASED

asianpaints
LEAD FREE*GUARANTEE
* All Asian Paints products contain no added Lead, Mercury, Arsenic or Chromium from April 2008.


PRODUCT FEATURES

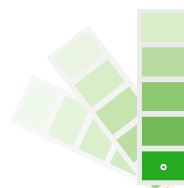
AVAILABLE PACKS



Shelf life: 24 months from date of manufacture in original tightly closed containers. Keep the container away from direct sunlight and excessive heat.

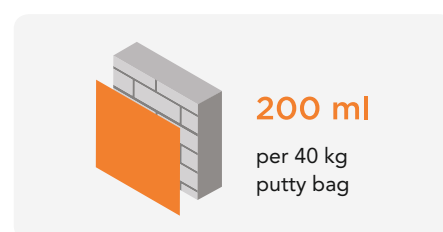
COLOURS AVAILABLE

Clear*



*Please note: SmartCare Putty Boost is an Integral waterproofing liquid

RECOMMENDED DOSAGE



HOW TO APPLY

APPLICATION PROCESS

APPLICATION PROCEDURE

STEP 1

Clean the surface free from Dust, Oil and any other contamination by sanding. Followed by washing with water. Allow surface to dry completely.

STEP 2

Surface cracks of 3 mm or less width should be cleaned with water and primed with a coat of Asian Paints Interior Wall Primer. Fill Asian Paints Crack Seal with a putty knife in the primed crack so that there are no air voids left. Apply second coat of Crack Seal and allow it to dry overnight.

STEP 3

Mix PuttyBoost as per recommended dosage into 25% water of total recommended water for Trucare Wall Putty.

STEP 4

Mix "Trucare Wall Putty" with mixture of PuttyBoost and water to make the putty wet then add remaining recommended water over wet putty, under continuous stirring. Add remaining water as per requirement to achieve desired consistency.

STEP 5

For better application – follow the Direction for use of "Trucare Wall Putty".

ADDITIONAL INFORMATION

TECHNICAL DETAILS

- **Form:** Ready to use clear liquid.
- **Density:** Approx. 1.050 +/- .05 g/cc
- **Application Temperature:** Should be above 10 °C.

PRECAUTIONS

- › Shake well before use.
- › Do not add Putty Boost directly into dry putty, always add along with water in putty.
- › Store in a shed away from direct sunlight.
- › Keep out of the reach of children.

SAFETY FEATURES

- › Kindly refer to the MSDS for Asian Paints SmartCare Putty Boost which gives detailed information on safety measures while handling the paint, which is available on request.
- › Store the container with the lid tightly closed in an upright position, in a cool, dry place
- › Keep out of reach of children and away from eatables.
- › May be harmful if swallowed. In case of ingestion seek immediate medical attention.
- › Wear eye protection during application. In case of contact with eyes, rinse immediately with plenty of water and seek medical advice.
- › In case of skin contact immediately wash skin with soap and plenty of water. Get medical attention if irritation develops or persists.
- › It is recommended to wear suitable nose pad during sanding and surface preparation to avoid dust inhalation.
- › In the event of spills, contain spillage using sand or earth.
- › No added Lead, Mercury or Chromium compounds.
- › Non flammable.