

PRODUCT CODE 1096

SmartCare AkrylMax

Asian Paints SmartCare AkrylMax is an acrylic emulsion based plastic elastic sealant for sealing masonry joints that can be top coated with a water-based paint. The product after evaporation forms a soft plastic elastic rubber and is applicable on interiors and exteriors.



WATER BASED

asianpaints

LEAD FREE* GUARANTEE

* All Asian Paints products contain no added Lead, Mercury, Arsenic or Chromium from April 2008.

PRODUCT BENEFITS

Non - Corrosive

Applicable on Metallic surfaces like aluminum etc

Flexible

Can withstand joint movement of 7.5 %

Odourless

Application friendly

Durable

Forms a highly durable & flexible rubber seal

Water Resistant & UV Resistant

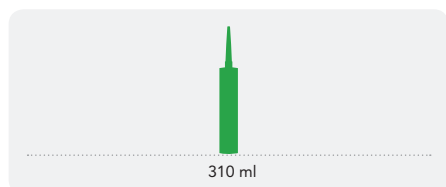
Effective waterproofing of joints

Paintable

Joints can be top coated with desired shade

PRODUCT FEATURES

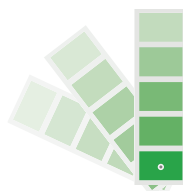
AVAILABLE PACKS



Shelf life: 1 year between +5°C and +25°C

COLOURS AVAILABLE

White*




*Please note: SmartCare AkrylMax is available only in white

COVERAGE



RECOMMENDED USAGE



Usable on concrete, brickwork, ceiling elements, skirting board, painted wood, anodized aluminum, etc

HOW TO APPLY

APPLICATION PROCESS

APPLICATION PROCEDURE

- STEP 1: Clean the surface by removing dust, loose particles, oil & grease
- STEP 2: Surfaces must be clean, dry and sound
- STEP 3: For highly porous substrates use diluted AkrylMax as a primer or for interiors use Asian Paints Decoprime water based primer and for exteriors use Exterior Primer before application of Sealant
- STEP 4: Cut the nozzle & tip of the cartridge at a 45 degree angle according to joint dimensions
- STEP 5: Apply sealant using a sealant gun

- STEP 6: Use a pallet knife or wet finger for tooling the surface to remove air bubbles
- STEP 7: Second coat is required for butt joints after 6 hours drying of first coat
- STEP 8: Use diluted AkrylMax as a primer or for interiors use Asian Paints Decoprime water - based primer and for exteriors use Exterior Primer before top coating with a water-based paint
- STEP 9: Use masking tape on both the sides of the joint to get neat & uniform application

ADDITIONAL INFORMATION

POST PAINTING CARE

For the best performance of the paint, ensure proper washing and cleaning of all algal and fungal growth, if any, at regular intervals of six months.

TECHNICAL DETAILS

a. Basis: Emulsion

b. Density: 1.70 g/ml

c. Skin over time 23°C / 55% RF: Min 5

d. Drying time: 3 - 4 days for 3 - 5 mm depth at 25 - 27 Deg C

e. Minimum joint width: 4 mm

f. Maximum joint width: 25 mm

g. Standard compliance: ISO 11600 F - 7, 5P

PRECAUTIONS

- › Recommended for joints that have a maximum movement of 7.5 %
- › Recommended application temperature between above 5 deg C or below 45 deg C
- › Not recommended PE, PP, Teflon and bituminous surfaces.
- › Not recommended for continuous water emersion & wet surface
- › Prevent exposure to rain for at least five hours after application in exterior

SAFETY FEATURES

- › Kindly refer to the MSDS for Asian Paints SmartCare AkrylMax which gives detailed information on safety measures while handling the paint, which is available on request.
- › Store the container with the lid tightly closed in an upright position, in a cool, dry place
- › Keep out of reach of children and away from eatables.
- › May be harmful if swallowed. In case of ingestion seek immediate medical attention.
- › Wear eye protection during application. In case of contact with eyes, rinse immediately with plenty of water and seek medical advice.
- › In case of skin contact immediately wash skin with soap and plenty of water. Get medical attention if irritation develops or persists.
- › It is recommended to wear suitable nose pad during sanding and surface preparation to avoid dust inhalation.
- › In the event of spills, contain spillage using sand or earth.
- › No added Lead, Mercury or Chromium compounds.
- › Non flammable.