

PRODUCT CODE 5402, 5403, 5404

SmartCare Joint Tapes

Asian Paints SmartCare Joint Tapes are intended for waterproofing of all 'L' shaped construction joints in buildings and residential areas. These are made of advanced elastomer EPDM rubber which characterizes very good elasticity, viscosity and weather resistance.

PRODUCT BENEFITS

Superior Technology

EPDM (ethylene propylene diene monomer) technology based

Weather & Chemical Resistance

Highly resistant to weathering and chemical attacks

Flexibility

Highly elastic rubber tapes

Strong Reinforcement

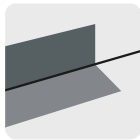
Reinforcement to elastomeric waterproofing membranes at corners and joints that are prone to cracks



PRODUCT FEATURES

AVAILABLE PACKS

Dimensions in mm (approx)



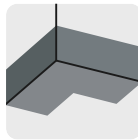
Joints

1x10 m in a Pack

Width sealing zone: 70 - 100

Width elongation zone: 20

Total width: 120 - 150



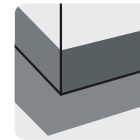
Inner Corners

4 pieces in a Pack

Side length sealing zone: 130 - 160

Side height sealing zone: 30

Total height: 60



Outer Corners

4 pieces in a Pack

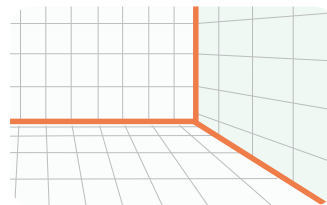
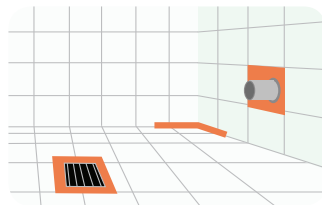
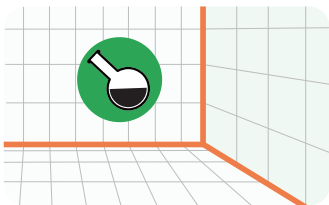
Side length sealing zone: 130 - 170

Side height sealing zone: 30

Total height: 60

RECOMMENDED USAGE

AREAS OF USAGE



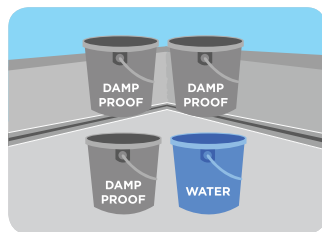
All the joints and corner joints of terraces, balconies, galleries, bathroom units, swimming pools and/or canteens and joints in precast, prefabricated cement blocks.

HOW TO APPLY


APPLICATION PROCESS



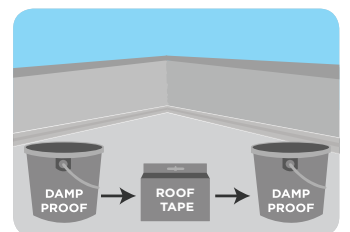
CLEANING Clean the surface thoroughly as it should be free from dust, loose particles, oil, grease, etc.



APPLYING COAT For application on terrace, apply self-priming coat of Damp Proof (3:1 water dilution) and allow to dry. Apply a thick coat of undiluted Damp Proof by means of a brush.



INSERTING TAPE Insert SmartCare Joint Tape corners/joints into the material while it is wet. Press the edge of corners with spatula or trowel to avoid formation of wrinkles or bubbles.



APPLYING COAT Apply another thick undiluted coat of Damp Proof to cover the top of corners/joints and allow to dry. For usage in interior wet areas use Damp Block as waterproofing material and apply self-priming coat (1:1 water dilution), first waterproofing coat (3:1 dilution), SmartCare Joint Tape and final waterproofing coat (3:1 dilution) following the same method listed above.

For Damp Proof ensure that the system (3 coat) coverage is max 10 sq.ft/ ltr & for Damp Block max 7.5 sq.ft/ kg

ADDITIONAL INFORMATION

TECHNICAL DETAILS

FEATURE	SPECIFICATION	SMARTCARE JOINT TAPES FOR JOINTS	SMARTCARE JOINT TAPES FOR INNER CORNERS	SMARTCARE JOINT TAPES FOR OUTER CORNERS
POLYMER	-	EPDM	EPDM	EPDM
COLOUR	-	BLACK	GREY / BLACK	GREY / BLACK
HARDNESS	DIN 53 519 TEIL 2	55° Sh ± 5°	55° Sh ± 5°	55° Sh ± 5°
TENSILE STRENGTH	DIN 53 504	9 N/mm ²	11 N/mm ²	11 N/mm ²
ELONGATION AT BREAK	DIN 53 504	400 %	500 %	500 %
COMPRESSION SET	VDA 675 217	25%	25%	25%
OZONE RESISTANCE	DIN 53 309	RESISTANT	RESISTANT	RESISTANT
TEMPERATURE RESISTANCE	DIN 53 519 TEIL 2	-40°C TO + 100°C	-40°C TO + 100°C	-40°C TO + 100°C
CHEMICAL RESISTANCE	DIN 53 309	RESISTANT	RESISTANT	RESISTANT

PRECAUTIONS

Take general precautions applicable to all Asian Paints products.

SAFETY FEATURES

General safety features pertaining to all Asian Paints products are applicable.