

PRODUCT CODE 5679, 5678, 5680, 5681, 5687, 5691, 5692, 5693

WoodTech Emporio Gold PU Clear

Asian Paints WoodTech Emporio Gold PU Clear is a two-pack polyurethane clear coating, which offers excellent weather resistance, fungal resistance and UV protection.



SOLVENT BASED

PRODUCT BENEFITS

Superior Exterior Durability

WoodTech Emporio Gold PU is specially formulated for Superior Exterior durability.

Higher Cross-linking Density

WoodTech Emporio Gold PU has excellent cross-linking which makes the film more durable in performance aspects.

Mould and Fungal Resistance

WoodTech Emporio Gold PU has excellent resistance to mold and fungal attack on wooden surfaces.

Superior Performance

WoodTech Emporio Gold PU provides water beading and anti-scratch performance with in-can fragrance.

PRODUCT FEATURES

DURABILITY



✓ HIGH
MEDIUM
LOW

COVERAGE

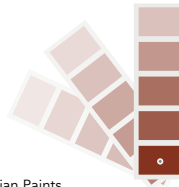
On smooth sanded wooden surface by Spraying

1 COAT
(8 - 9 sq. mtr/ltr**)

**Actual coverage may vary from the quoted coverage due to factors such as method and condition of application and surface roughness and porosity.

COLOURS AVAILABLE

Clear*

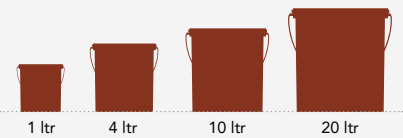


Range of 11 attractive Translucent Asian Paints WoodTech Wood Stains For Interiors & 6 Attractive WoodTech Wood Stains For Exterior available to add/change colour.

FINISH

↓ MATT SOFT SHEEN RICH SHEEN ↓ HIGH GLOSS


AVAILABLE PACKS



WoodTech Emporio Gold PU Clear Sealer (5679) - 4 ltr & 20 ltr
Hardener- Emporio Gold PU Clear Sealer & Matt Top Coat (5678) - 2 ltr & 10 ltr.
WoodTech Emporio Gold PU Clear Matt (5680) - 4 ltr & 20 ltr
WoodTech Emporio Gold PU Clear Glossy (5681) - 4 ltr & 20 ltr
Hardener- Emporio Gold PU Clear Glossy (5687) - 2 ltr & 10 ltr.
WoodTech Emporio Gold PU Clear Sealer Kit (5691) - 1 ltr & 4 ltr.
WoodTech Emporio Gold PU Clear Matt Kit (5692) - 1 ltr & 4 ltr.
WoodTech Emporio Gold PU Clear Glossy Kit (5693) - 1 ltr & 4 ltr.

HOW TO APPLY

PRE PAINTING STEPS



SANDING Sand the wooden surface along the grains using sand paper no. 180, and then 320 or 400. Wipe surface to clean off loose dust particles.



INSULATING (Recommended) Apply 1-2 coats of WoodTech Epoxy Insulator to Insulate from Oil & resin from the wood.



DENT FILLING: If the surface has dents, apply WoodTech Filler with a putty knife over the dented area.

STAINING: To colour, Apply WoodTech Wood Stains for Interiors or WoodTech Wood Stains for Exteriors by Ragging. Allow to dry for 30 to 120 minutes.

PAINT APPLICATION PROCESS

APPLICATION	CODE	THINNER	DILUTION %	APPLICATION VISCOSITY (SEC)	RECOATING PERIOD
STEP 1 WOODTECH EMPORIO GOLD PU CLEAR SEALER FIRST COAT / SPRAYING	(5679 + 5678) IN 2:1	WOODTECH PU THINNER (1532 / 5442)	SPRAY 20 - 30	SPRAY 15 - 20	4 - 5 HRS (SHOULD NOT EXCEED 72 HOURS)
STEP 2 SANDING SAND THE SURFACE WITH SAND PAPER 320 OR 400 AND WIPE CLEAN					
STEP 3 WOODTECH EMPORIO GOLD PU CLEAR SEALER SECOND COAT / SPRAYING	(5679 + 5678) IN 2:1	WOODTECH PU THINNER (1532 / 5442)	SPRAY 20 - 30	SPRAY 15 - 20	4 - 5 HRS (SHOULD NOT EXCEED 72 HOURS)
STEP 4 SANDING SAND THE SURFACE WITH EMERY PAPER 320 OR 400 AND WIPE CLEAN (APPLY THIRD COAT IF REQUIRED) BEFORE TOP COAT APPLICATION, SAND WITH EMERY PAPER 320 OR 400 AND WIPE CLEAN.					
STEP 5 WOODTECH EMPORIO GOLD PU CLEAR MATT / GLOSSY FIRST COAT / SPRAYING	(5680 + 5678) IN 2:1 (MATT) / (5681 + 5687) IN 1:1 (GLOSSY)	WOODTECH PU THINNER (1532 / 5442)	SPRAY 25 - 35	SPRAY 15 - 20	4 - 5 HRS (SHOULD NOT EXCEED 72 HOURS)
STEP 6 SANDING SAND THE SURFACE WITH SAND PAPER 320 OR 400 AND WIPE CLEAN					
STEP 7 WOODTECH EMPORIO GOLD PU CLEAR MATT / GLOSSY SECOND COAT	(5680 + 5678) IN 2:1 (MATT) / (5681 + 5687) IN 1:1 (GLOSSY)	WOODTECH PU THINNER (1532 / 5442)	SPRAY 25 - 35	SPRAY 15 - 20	4 - 5 HRS (SHOULD NOT EXCEED 72 HOURS)

(APPLY THIRD COAT IF REQUIRED AFTER SANDING WITH SAND PAPER NO. 320 / 400 AND WIPE CLEAN)

NOTE: (1.) WoodTech Emporio Gold PU base should be thoroughly stirred and mixed with WoodTech Emporio Gold PU hardener and thinner in the specified mixing ratio. (2.) WoodTech Emporio Gold PU Clear must not be polluted with oil, varnish or the like and must not be sanded with steel wool between coats. (3.) The base and the hardener must be consumed within

one week of opening the base and hardener containers, the containers should be tightly closed after use as the contents are sensitive to moisture. (4.) If the coating gets physically damaged (cuts and dents) due to impact of sharp objects or any other means, after application or in normal usage, then the damaged surface must be repaired by application of fresh coats

of WoodTech Emporio Gold PU Clear on the specific area. (5.) WoodTech Wood Stains should not be mixed with WoodTech Emporio Gold PU Clear. (6.) Recoat period is quoted for 30°C and 75% relative humidity, these may vary under different conditions. (7.) Spraying air pressure 2.2 to 2.8 Kgs/sq.cm. (8.) Viscosity as measured through a Ford cup B4 at 30°C.

HOW TO CHOOSE COLOURS

Browse through Asian Paints colour tools to help you find the right colour combination

WOODTECH CLEAR FOLDER



WOODTECH WOOD STAIN
COLOUR SCOPE



The final shade will vary on the basis of the color of the veneer, no of coats applied and dilution of the wood stains.

ADDITIONAL INFORMATION

POST PAINTING CARE

For removing stains on tiles and metal surfaces, apply NC Thinner on the surface and wipe clean.

If stains are difficult to remove, scrapping can be done after applying NC thinner on the stained area.

Precautions need to be taken while spraying/brushing, like masking of adjoining areas with suitable material, as the stains may be difficult to remove if present on wood or coated wooden and wall surfaces.

TECHNICAL DETAILS

a. Drying time: Surface dry time

40 minutes Tack Free time 3 hours.

b. Gloss levels: Gloss levels: 95% minimum (Glossy) on coated Wooden Panel at 60 Gloss Head & 22-27 % (Matt) on coated Wooden Panel at 60 Gloss Head.

c. Flash point IS101/1987 Part 1, Sec 6: Above [Matt {1070} 23C (73.4 F) Glossy {1071} 9°C(48.2F)

d. Stability of thinned paint: To be used within 3 hours.

e. Shelf Life: 36 months for base and 24 months for hardener and 18 months for kits from date of manufacture in original tightly closed container away from direct sunlight and extensive heat.

PRECAUTIONS

- > For optimum performance, Asian Paints WoodTech Emporio Gold PU Clear must be applied at a temperature between 20°C and 40°C and humidity not above 75%.
- > Do not over-thin and mix according to recommended ratios.
- > Stir well and strain before use.

SAFETY FEATURES

- > Kindly refer to the MSDS for Asian Paints WoodTech Emporio Gold PU Clear, which gives detailed information on safety measures while handling the paint.
- > Store the product at ambient conditions in well ventilated locations and away from source of ignition and fire.
- > Use protective equipment like rubber/polythene gloves, safety goggles/glasses, face mask while handling the paint.
- > Avoid eye and skin contact. In both cases wash with soap and plenty of water. Get medical attention if irritation develops or persists.
- > Do not inhale or ingest. In case of inhalation move to fresh air and seek medical attention if symptoms persist in both cases.
- > No added Lead, Mercury or Chromium compounds.
- > Left-Over Paint Disposal: Left-over paint/drums should not be disposed in soil/drains.
- > Consumers should consult a local recycling agency for proper disposal of paint/drums.