

PRODUCT CODE 1073, 1075, 1077, 1082, 1083, 1084, 4158, 4159, 4160

WoodTech Emporio PU Black

Asian Paints WoodTech Emporio PU Black is an acrylic based opaque coating, which offers excellent stain resistance, better hardness and long-lasting durability.



SOLVENT BASED

PRODUCT BENEFITS

Quick Drying

Complete your painting in half time as required for a regular PU.

Protection

WoodTech Emporio PU has the best scratch, stain and heat resistance in the PU finishes category.

Clarity of Image

WoodTech Emporio PU has high clarity of image, leading to a reflection similar to that seen in a mirror.

Hardness

WoodTech Emporio PU has the highest film hardness, making this product very durable.

PRODUCT FEATURES

DURABILITY



BEST IN CLASS

✓ HIGH

MEDIUM

LOW

COVERAGE

On smooth sanded wooden surface by Spraying



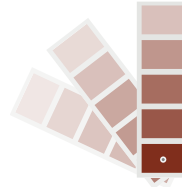
1 COAT

8 - 9 sq.mtr/ltr/coat**

**Actual coverage may vary from the quoted coverage due to factors such as method and condition of application and surface roughness and porosity.

COLOURS AVAILABLE

Black*



FINISH



MATT

SOFT SHEEN

RICH SHEEN



HIGH GLOSS

✓ SMOOTH

Refer to sheen levels in technical details


AVAILABLE PACKS



Emporio PU Black Sealer (1082) - 4 kgs. and 20 kgs.
Hardener - Emporio PU Black Sealer (1073) - 2 Ltrs. and 10 Ltrs.
Emporio PU Black Matt (1083) - 4 Kgs. and 20 Kgs.
Hardener - Emporio PU Black Matt (1075) - 2 Ltrs. and 10 Ltrs.
Emporio PU Black Glossy (1084) - 4 Kgs. and 20 Kgs.
Hardener - Emporio PU Black Glossy (1077) - 2 Ltrs. and 10 Ltrs.
Emporio PU Black Sealer Kit (4158) - 1 kg. Nett.
Emporio PU Black Matt Kit (4159) - 1 kg. Nett.
Emporio PU Black Glossy Kit (4160) - 1 kg. Nett.

HOW TO APPLY

PRE PAINTING STEPS



SANDING: Sand the wooden surface along the grains using sand paper no. 180, and then 320 or 400. Wipe surface to clean off loose dust particles.



INSULATING: (Optional) Apply 1-2 coats of WoodTech Epoxy Insulator to insulate from oil & resin from the wood, also it reduces absorption of a paint material on Veneer or Plywood & MDF.



DENT FILLING: If the surface has dents, apply WoodTech Filler with a putty knife over the dented area.

1. WoodTech Emporio PU base should be thoroughly stirred and mixed with Whootech Emporio PU hardener and thinner in the specified mixing ratio
2. WoodTech Emporio PU Opaque must not be polluted with oil, varnish or the like and must not be sanded with steel wool between coats
3. The base and the hardener must be consumed within one week of opening the base and hardener containers, the containers should be tightly closed after use as the

PAINT APPLICATION PROCESS

APPLICATION	CODE	THINNER	DILUTION %	APPLICATION VISCOSITY	RECOATING PERIOD
STEP 1 WOODTECH EMPORIO PU BLACK SEALER FIRST COAT SPRAY	1082+1073 IN 2:1	PU THINNER (1532/5442)	SPRAY 15 - 30	SPRAY 14 - 17	3 - 4 HRS (SHOULD NOT EXCEED 72 HRS)
STEP 2 SANDING	SAND THE SURFACE WITH EMERY PAPER 320 OR 400 AND WIPE CLEAN				
STEP 3 WOODTECH EMPORIO PU BLACK SEALER SECOND COAT SPRAY	1082+1073 IN 2:1	PU THINNER (1532/5442)	SPRAY 15 - 30	SPRAY 14 - 17	3 - 4 HRS (SHOULD NOT EXCEED 72 HRS)
STEP 4 SANDING	SAND WITH SAND PAPER NO. 320 OR 400 AND WIPE CLEAN (APPLY THIRD COAT IF REQUIRED BEFORE TOP COAT APPLICATION, SAND WITH SAND PAPER NO. 320/400 AND WIPE CLEAN)				
STEP 5 WOODTECH EMPORIO PU BLACK MATT / GLOSSY FIRST COAT	1083+1075 IN 2:1 (MATT) OR 1084+1077 IN 1:1 (GLOSSY)	PU THINNER (1532/5442)	SPRAY 15-30 (MATT) / 10-20 (GLOSSY)	SPRAY 14 - 17	3 - 4 HRS (SHOULD NOT EXCEED 72 HRS)
STEP 6 SANDING	SAND THE SURFACE WITH EMERY PAPER 320 OR 400 AND WIPE CLEAN				
STEP 7 WOODTECH EMPORIO PU BLACK MATT / GLOSSY SECOND COAT	1083+1075 IN 2:1 (MATT) OR 1084+1077 IN 1:1 (GLOSSY)	PU THINNER (1532/5442)	SPRAY 15-30 (MATT) / 10-20 (GLOSSY)	SPRAY 14 - 17	3 - 4 HRS (SHOULD NOT EXCEED 72 HRS)
(APPLY THIRD COAT IF REQUIRED AFTER SANDING WITH SAND PAPER NO. 320/400 AND WIPE CLEAN)					

contents are sensitive to moisture.

4. WoodTech Emporio PU Black should be thoroughly stirred and mixed with the hardener and thinner in the specified mixing ratio.
5. If the coating gets physically damaged (cuts and dents) due to impact of sharp objects or any other means, after application or in normal usage, then the damaged surface must be repaired by application of fresh coats of WoodTech Emporio PU Clear on the

specific area.

6. Recoat period is quoted for 30°C and 75% relative humidity, these may vary under different conditions.
7. Spraying air pressure 2.2 to 2.8 Kgs/sq.cm.
8. Viscosity as measured through a Ford cup B4 at 30°C.

HOW TO CHOOSE COLOURS

Browse through Asian Paints colour tools to help you find the right colour combination


WOODTECH PU PALETTE
SHADE CARD



RAL SHADE CARD



WOODTECH PIGMENTED FOLDER



The final shade will vary on the basis of the color of the veneer, no of coats applied and dilution of the wood stains.

ADDITIONAL INFORMATION

POST PAINTING CARE

For removing stains on tiles and metal surfaces, apply NC Thinner on the surface and wipe clean.

If stains are difficult to remove, scrapping can be done after applying NC thinner on the stained area.

Precautions need to be taken while spraying / brushing, like masking of adjoining areas with suitable material, as the stains may be difficult to remove if present on wood or coated wooden and wall surfaces.

TECHNICAL DETAILS

a. Dry to touch time: Surface dry time approximately 40 minutes Tack Free time 3 hrs

b. Gloss levels: 95% minimum (Glossy) on coated Wooden Panel at 60 Gloss Head & 18-23 % (Matt) on coated Wooden Panel at 60 Gloss Head.

c. Flash point IS101/1987 Part 1, Sec 6: Above [Matt {1074} -9C (15.8 F) Glossy {1076} 23C (73.4F)

d. Stability of thinned paint: To be used within 3 hours

e. Shelf Life: 24 months for base and 18 months for hardener and kits from date of manufacture in original tightly closed container away from direct sunlight and extensive heat.

PRECAUTIONS

- > For optimum performance, Asian Paints Woodtech Emporio Sealer and Asian Paints Woodtech Emporio PU Black must be applied at a temperature between 20°C and 40°C and humidity not above 75%.
- > Do not over-thin and mix according to recommended ratios
- > Stir well and strain before use.

SAFETY FEATURES

- > Kindly refer to the MSDS for Asian Paints WoodTech Emporio PU Sealer, Gloss and Matt, which gives detailed information on safety measures while handling the paint.
- > Store the product at ambient conditions in well ventilated locations and away from source of ignition and fire.
- > Use protective equipment like rubber/polyurethane gloves, safety goggles/glasses, face mask while handling the paint.
- > Avoid eye and skin contact. In both cases wash with soap and plenty of water. Get medical attention if irritation develops or persists.
- > Do not inhale or ingest. In case of inhalation move to fresh air and seek medical attention if symptoms persist in both cases.
- > Dispose in land filling. Do not dispose in any drain or landfill.
- > No added Lead, Mercury or Chromium compounds.