


PRODUCT CODE: 4163

WoodTech Insignia Craqulet

Asian Paints WoodTech Insignia Craqulet is Polyurethane based texture coating, which offers excellent aesthetic and smooth finish for interior décor.



SOLVENT BASED

PRODUCT BENEFITS

International Product

Best in class Italian, Special effect for wood and glass.

High Degree of Customisation

Gives freedom to the customer to choose the look and experiment with colours.

Wow Effect

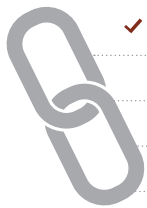
Highlights the surface and augments the decor quotient.

Ease of Application

Easy application through spraying.

PRODUCT FEATURES

DURABILITY



✓ VERY HIGH INTERIOR DURABILITY

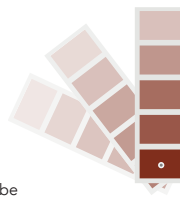
HIGH

MEDIUM

LOW

COLOURS AVAILABLE

450 Shades



The colour of the background can be chosen from 450 shades

AVAILABLE PACKS



WoodTech Insignia Craqulet (4163) - 500 ml Part A + 500 ml Part B

COVERAGE

On smooth sanded sealer coated by Spraying

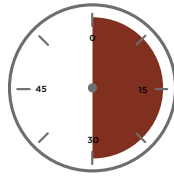


1 COAT

3 - 4 sq.mtr/ltr/coat**

**Actual coverage may vary from the quoted coverage due to factors such as method and condition of application and surface roughness and porosity.

DRYING TIME




25 MINUTES

AREA OF APPLICATION



HOW TO APPLY

PRE PAINTING STEPS



SANDING: Sand the wooden surface along the grains using sand paper no. 180, and then 320 or 400. Wipe surface to clean off loose dust particles.



INSULATING: (Optional) Apply 1-2 coats of WoodTech Epoxy Insulator to insulate from oil & resin from the wood, also it reduces absorption of a paint material on Veneer or Plywood & MDF.



DENT FILLING: If the surface has dents, apply WoodTech Filler with a putty knife over the dented area.

1. WoodTech Insignia Craqulet base should be thoroughly stirred and mixed with Colorant and thinner in the specified mixing ratio.
2. WoodTech Insignia Craqulet must not be polluted with oil, varnish or the like and must not be sanded with steel wool between coats.
3. WoodTech Insignia Craqulet need to over coat with WoodTech Emporio PU or WoodTech Polyester Paraffined depending upon thickness required.
4. The base must be consumed within one week of opening the base container, the containers should be tightly closed after use as the contents are sensitive to moisture.
5. If the coating gets physically damaged (cuts and dents) due to impact of sharp objects or any other means, after application or in normal usage, then the damaged surface must be repaired by application of fresh coats of WoodTech Emporio PU Clear on the specific area.
6. WoodTech Wood Stains should not be mixed with WoodTech Insignia Craqulet.
7. Recoat period is quoted for 30°C and 75% relative humidity, these may vary under different conditions.
8. Spraying air pressure 2.2 to 2.8 Kgs/sq.cm.
9. Viscosity as measured through a DIN 4 at 20°C for Part A & Din 6 for Part B.

PAINT APPLICATION PROCESS

APPLICATION	CODE	THINNER	DILUTION %	APPLICATION VISCOSITY	RECOATING PERIOD
STEP 1 WOODTECH EMPORIO PU WHITE SEALER FIRST COAT OR	1072 + 1073 IN 2:1	PU THINNER 1532 / 5442	SPRAY 15 - 30	SPRAY 14 - 17	3 - 4 HRS (SHOULD NOT EXCEED 72 HRS)
STEP 1 WOODTECH POLYESTER SEALER WHITE FIRST COAT	4168 + 1064 + 1065 IN 100:2:2	ACETONE	SPRAY 20 - 30	SPRAY 14 - 17	1 - 2 HRS (SHOULD NOT EXCEED 8 HRS)
SANDING	IN CASE OF EMPORIO PU WHITE SEALER SAND THE SURFACE WITH SAND PAPER 320 OR 400 AND WIPE CLEAN				
STEP 2 WOODTECH EMPORIO PU WHITE SEALER SECOND COAT OR	1072 + 1073 IN 2:1	PU THINNER 1532 / 5442	SPRAY 15 - 30	SPRAY 14 - 17	3 - 4 HRS (SHOULD NOT EXCEED 72 HRS)
STEP 2 WOODTECH POLYESTER SEALER WHITE SECOND COAT	4168 + 1064 + 1065 IN 100:2:2	ACETONE	SPRAY 20 - 30	SPRAY 14 - 17	1 - 2 HRS (SHOULD NOT EXCEED 8 HRS)
SANDING	SAND WITH SAND PAPER NO. 320 OR 400 AND WIPE CLEAN (APPLY THIRD COAT IF REQUIRED BEFORE TOP COAT APPLICATION, SAND WITH SAND PAPER NO. 320 / 400 AND WIPE CLEAN)				
STEP 3 WOODTECH EMPORIO PU PIGMENTED MATT FIRST COAT	1074/1083 + 1075 IN 2:1 RATIO (MATT) 5434/5436 + HARDENER (IN KIT) IN 2:1 RATIO MATT	PU THINNER 1532 / 5442	SPRAY 15 - 30 (MATT)	SPRAY 14 - 17	3 - 4 HRS (SHOULD NOT EXCEED 72 HRS)
SANDING	SAND THE SURFACE WITH SAND PAPER 320 OR 400 AND WIPE CLEAN				
STEP 4 WOODTECH INSIGNIA CRAQUELET A - FIRST COAT	4163 + COLORANT 5% (IF NEEDED)	PU THINNER 1532 / 5442	SPRAY 45 - 50	SPRAY 14 - 17	1 - 2 HRS (SHOULD NOT EXCEED 72 HRS)
STEP 5 WOODTECH INSIGNIA CRAQUELET B - FIRST COAT	4163 + COLORANT 3%	NC THINNER	SPRAY 45 - 50	SPRAY 14 - 17	1 - 2 HRS (SHOULD NOT EXCEED 72 HRS)
STEP 6 WOODTECH EMPORIO PU CLEAR GLOSSY OR	1071 + 1077 IN 1:1	PU THINNER 1532 / 5442	SPRAY 10 - 20	SPRAY 14 - 17	3 - 4 HRS (SHOULD NOT EXCEED 72 HRS)
STEP 6 WOODTECH POLYESTER BASECOAT PARAFFINED - WOODTECH POLYESTER CATALYST - WOODTECH POLYESTER ACCELERATOR BY SPRAYING	1063/1064/1065 IN 100:2:2	NA	NA	NA	5 - 15 MINS
BUFF THE SURFACE IN CASE OF POLYESTER					

HOW TO CHOOSE COLOURS

Browse through Asian Paints colour tools to help you find the right colour combination


WOODTECH PU PALETTE
SHADE CARD



RAL SHADE CARD



WOODTECH PIGMENTED FOLDER



The final shade will vary on the basis of the color of the veneer, no of coats applied and dilution of the wood stains.

ADDITIONAL INFORMATION

POST PAINTING CARE

For removing stains on tiles and metal surfaces, apply NC Thinner on the surface and wipe clean.

If stains are difficult to remove, scrapping can be done after applying NC thinner on the stained area.

Precautions need to be taken while spraying/brushing, like masking of adjoining areas with suitable material, as the stains may be difficult to remove if present on wood or coated wooden and wall surfaces.

TECHNICAL DETAILS

- a. Drying Time:** Surface dry time 20 mins.
Tack free time 90 mins.
- b. Gloss levels:** NA
- c. Flash point (Closed cup, ISO 1523):**
Above - 3°C (26.6°F) Part B Above - 18°C (0.6°F)
- d. Stability of thinned paint:** To be used within 3 hours
- e. Shelf Life:** 18 months from date of manufacture in original tightly closed container away from direct sunlight and extensive heat.

PRECAUTIONS

- For optimum performance, Asian Paints WoodTech Insignia Craqulet must be applied at a temperature between 20°C and 40°C and humidity not above 75%
- Do not over-thin and mix according to recommended ratios.
- Stir well and strain before use.

SAFETY FEATURES

- Kindly refer to the MSDS for Woodtech Insignia Craqulet which gives detailed information on safety measures while handling the paint.
- Store the product at ambient conditions in well ventilated locations and away from source of ignition and fire.
- Use protective equipment like rubber/polythene gloves, safety goggles/glasses, face mask while handling the paint.
- Avoid eye and skin contact. In both cases wash with soap and plenty of water.
- Do not inhale or ingest. In case of inhalation move to fresh air and seek medical attention if symptoms persist in both cases.
- Dispose in land filling. Do not dispose in any drain.
- No added Lead, Mercury or Chromium compounds.
- Flammable.