

WOODTECH  
AQUADUR PU

- Low-VOC and Odour
- Child Safe
- Quick Drying
- Non-Yellowing

---

Asian Paints WoodTech Aquadur PU is a water-based Polyurethane opaque coating available for interiors. It offers excellent smooth finish and good stiffness in a classic matt look.

# WORLD OF AQUADUR



WOODTECH

## AQUADUR PU

- CHILD SAFE
- INTERIOR/EXTERIOR COMPATIBLE
- AVAILABLE IN MATT & GLOSS FINISH



WOODTECH

## AQUADUR PU 2K PU

- EXTRA HARDNESS
- HIGH DURABILITY
- LOW VOC & ODOUR
- SUITABLE FOR FLOOR COATING



WOODTECH

## AQUADUR PU BARRIER COAT

- INTERIOR/EXTERIOR COMPATIBLE
- EASY APPLICATION
- QUICK DRYING

# ABOUT AQUADUR

Asian Paints WoodTech Aquadur PU is a complete water-based Polyurethane Italian luxury coating, offering an extremely smooth, rich-matt finish with a wide range of 100+ shades to choose from.

Its low-VOC and Quick-Drying property, make it convenient for both residential estates and commercial projects. It is virtually odourless making it safe and suitable for people to be present in the same room, even while application is ongoing.

Its VOC content is so low that it has surpassed the EN71.3 and Green Assure GS-47 standards making it a completely 'Green' product.



WOODTECH  
**AQUADUR PU**  
**BARRIER** COAT

## REPAINTING MADE EASY! NOW EVEN ON LAMINATED SURFACES!

No need for scrapping off existing finish and laminate or applying basecoat. Save time and effort with Aquadur Barrier Coat.



## APPLICATION PROCESS

- Sanding with Sand Paper No. 180 and then No. 320/400.  
Any dents on the surface to be filled with WoodTech Filler using Putty Knife
- Application of First Coat of Aquadur Barrier Coat via Ragging.  
Let it dry for 2 hours and then gentle sanding with Sand Paper No. 320/400
- Application of Second Coat of Aquadur Barrier Coat via Ragging.  
Let it dry for 4 hours and then gentle sanding with Sand Paper No. 320/400
- Continue with Application of Aquadur Top Coat as per the process prescribed in the PIS

WOODTECH

# AQUÃDUR PU



PAPYRUS 5131

NIRVANA BLUE 5082



BRIGHT PINK 5029

PEARLY GREY 8114

# WARM HUES

CAMEL

5115

LEMON BUTTER

8092

DUST

5126

CRUSHED GINGER

8094

DARK PAPYRUS

5116

CREAMY CLOUDS

8002

BEACH

5117

ASH

5007

LIGHT CREAM

5008

LIGHT YELLOW

5009

ALPINE ALMOND

8096

PALE PINK

5042

PINK

5023

CANDID PINK

5033

PEARLY PEACH

8012

BRIGHT PINK

5029

PASTEL ROSE


5043

# NEUTRAL HUES



PEARLY GREY

8114



BLADE GREY

5160



MISTY CHARCOAL

0380



ASH LIKE

0468



OVERCAST SKY

0423



SKY GREY

8118



LIGHT ASH

5150



WHITE STONE GREY

8115



SAND GREY

5152



COOL ASH

0383



WINDOW GREY

7040



GINGER GREEN

5146



WARM GREY

5169



ASH CREAM

8089



CLOUD GREY

5175



GINGER BROWN


5167



PEARL GREY

5148

## SUBTLE HUES




PEARLY PISTACHIO 8065



STOIC PISTACHIO 8059




CARAVEL YELLOW 5135



DUNE DUST 8088



MIX WHITE 0462



MISTY GREEN 8085



PAPYRUS 5131



GREEN FLINT 8081




BANKNOTE GREY 5121




PAPYRUS WHITE 9018



GARDEN FENCE 0429



MAPLE CREAM 8078



POWDER PISTACHIO 8058



MANGROVE GREEN 8069



GREY MANGROVE 8070



POLAR GREEN 5090



SANDY VACATIONS 8093



# COOL HUES

SATIN BLUE

0328

PURE CYAN

5079

NIRVANA BLUE

5082

SKY BLUE

0411

UNIFORM

0412

PISTACHIO MILKY WAY

8062

ALPHA AZURE

5089

PISTACHIO BREAK

8063

PISTACHIO SMOOTHIE

8066

PASTEL OCEAN

8054

VELVET PISTACHIO

8064

ASH BLUE

8053

FOGGY SKY

0404

ICE MINT

0472

STOIC TEAL

8047

GLACIER WATER

8052

DOVE GREY

0329

# PURE HUES

SUNFLOWER POLLEN 0331

DREAMY WHITE 0333

SNOW GREY 0334

BIANCO 0346

PAPER WHITE 0351

ALPINE WHITE 5112

GLACIER WHITE 0348

MILKY WHITE 0453

CHALK WHITE 0353

SNOW WHITE 5122

PARTRIDGE WHITE 5120

PRISTINE CREAM 0458

ICE WHITE 5113

TRAFFIC WHITE 9016

BURNT CUSTARD 0341

PASTEL PINK 8031


SHADOW OF GREY 5114

# TRENDING HUES



POWDER SKY

8045



AIRLINE BLUE

8043



CANDY PINK

5044



FLORAL VIOLET

5048



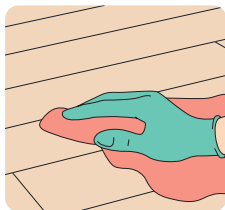
LAVENDER BURST

0310

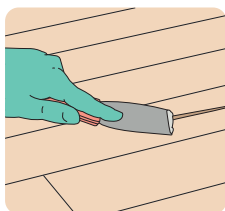
# APPLICATION PROCESS



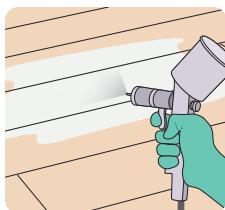
**1. Sanding** - Sand the wooden surface using sandpaper no.180 and then with 320 or 400. Wipe the surface to clean off dust particles.



**2. Preserving (Recommended)** - Apply 1-2 coats of Epoxy Insulator to protect the wooden surface from oil and resin leeching on the surface.



**3. Filling** - If the surface has a dent, apply WoodTech Filler using a putty knife over dented area.



**4. Apply WoodTech Aquadur White Matt as the basecoat** - First, spray the surface with Aquadur White Matt. Repeat the same every 3-4 hours for 4 coats. Then, sand it to get a flawless finish.

Products recommended with Aquadur PU for best results:



For repainting purpose  
(including laminates)