

PRODUCT CODE 0562

## WoodTech Touchwood Interior

Asian Paints WoodTech Touchwood Interior is Polyurethane modified clear coating, which offers good smooth finish and hardness.



SOLVENT BASED

### PRODUCT BENEFITS

#### Easy Application

WoodTech Touchwood can be applied on wood quickly, simply by using a brush.

#### Self Sealing

WoodTech Touchwood does not require a separate sealer coat to be applied. The same material can be applied as undercoat and topcoat.

#### Hardness

WoodTech Touchwood Interior provides better hardness and protection to wood compared to the local French polish.

### PRODUCT FEATURES

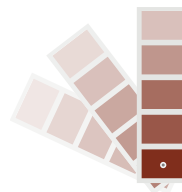
#### DURABILITY



EXCELLENT  
HIGH  
✓ MEDIUM  
LOW

#### COLOURS AVAILABLE

# Clear



Range of 9 attractive Translucent WoodTech Wood Stains for Interiors & 6 Attractive WoodTech Wood Stains for Exteriors available to add/change colour.

#### AVAILABLE PACKS



WoodTech Touchwood Clear Glossy (0562) - 200 ml, 500 ml, 1 Ltr & 4 Ltrs.

#### COVERAGE

On smooth sanded wooden surface by Spraying

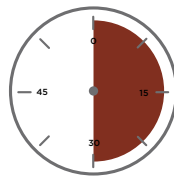


## 1 COAT

8 - 10 sq.mtr/ltr/coat\*\*

\*\*Actual coverage may vary from the quoted coverage due to factors such as method and condition of application and surface roughness and porosity.

#### DRYING TIME




# 60 MINUTES

#### FINISH



### HOW TO APPLY

#### PRE PAINTING STEPS



**SANDING:** Sand the wooden surface along the grains using sand paper no. 180, and then 320 or 400. Wipe surface to clean off loose dust particles.



**DENT FILLING:** If the surface has dents, apply WoodTech Filler with a putty knife over the dented area.



**STAINING:** To colour, apply WoodTech Wood Stains Interiors or WoodTech Wood Stains Exteriors by ragging or spraying. Allow to dry for 30 to 120 minutes.

#### PAINT APPLICATION PROCESS

APPLICATION	CODE	THINNER	DILUTION %	APPLICATION VISCOSITY	RECOATING PERIOD
STEP 1 WOODTECH TOUCHWOOD GLOSSY FIRST COAT SPRAY/BRUSH	0562	MINERAL TURPENTINE	SPRAY 20 - 25 BRUSH 0 - 5	SPRAY 20 - 25 BRUSH 30 - 55	24 HOURS
SANDING					
SAND THE SURFACE WITH SAND PAPER 320 OR 400 AND WIPE CLEAN					
STEP 2 WOODTECH TOUCHWOOD GLOSSY SECOND COAT SPRAY/BRUSH	0562	MINERAL TURPENTINE	SPRAY 20 - 25 BRUSH 0 - 5	SPRAY 20 - 25 BRUSH 30 - 55	24 HOURS

(APPLY THIRD COAT IF REQUIRED AFTER SANDING WITH SAND PAPER NO. 320 / 400 AND WIPE CLEAN)

Note: 1. Do not store WoodTech Touchwood Interior/Exterior/ Oak Yellow in a half-filled container to avoid skin formation. Transfer container to a smaller container to leave no air gap.  
2. Take care to cap the container tightly after use.  
3. WoodTech Wood Stains should not be mixed with WoodTech Touchwood

4. WoodTech Touchwood must not be polluted with oil, varnish or the like and must not be sanded with steel wool between coats.  
5. If the coating gets physically damaged (cuts and dents) due to impact of sharp objects or any other means, after application or in normal usage, then the damaged surface

must be repaired by application of fresh coats of WoodTech Touchwood on the specific area.  
6. Recoat period is quoted for 30°C and 75% relative humidity, these may vary under different conditions.  
7. Spraying air pressure 2.2 to 2.8 Kgs/sq.cm.  
8. Viscosity as measured through a Ford cup B4 at 30°C.


## HOW TO CHOOSE COLOURS

Browse through Asian Paints colour tools to help you find the right colour combination

WOODTECH WOODSTAIN FOR INTERIOR FANDECK



WOODTECH WOOD STAIN SHADE CARD



AQUADUR WOOD STAINS SHADE CARD



The final shade will vary on the basis of the color of the veneer, no of coats applied and dilution of the wood stains.

## ADDITIONAL INFORMATION

### POST PAINTING CARE

For removing stains on tiles and metal surfaces, apply NC Thinner on the surface and wipe clean.

If stains are difficult to remove, scrapping can be done after applying NC thinner on the stained area.

Precautions need to be taken while spraying/brushing, like masking of adjoining areas with suitable material, as the stains may be difficult to remove if present on wood or coated wooden and wall surfaces.

### TECHNICAL DETAILS

**a. Drying time:** Surface dry time 60 minutes.

Tack Free time 4 hrs.

**b. Gloss levels:** 80% minimum (Glossy) and 15-25% (Matt) on coated wooden pannel at 60° Gloss Head.

**c. Flash point (IS 101/1987, Part 1, Sec 6):** Above 30°C (86°F)

**d. Stability of thinned paint:** To be used within 24 hours

**e. Shelf Life:** 3 years from date of manufacture in original tightly closed container away from direct sunlight and extensive heat.

### PRECAUTIONS

- For optimum performance, Asian Paints WoodTech Touchwood Interior must be applied at a temperature between 20°C and 40°C and humidity not above 75%.
- Do not over-thin and mix according to recommended ratios
- Stir well and strain before use.

### SAFETY FEATURES

- Kindly refer to the MSDS for WoodTech Touchwood Interior, which gives detailed information on safety measures while handling the paint.
- Store the product at ambient conditions in well ventilated locations and away from source of ignition and fire.
- Avoid eye and skin contact. In case of eye and skin contact, wash with plenty of clean water.
- Do not inhale or ingest. In case of inhalation move to fresh air and seek medical attention if symptoms persist in both the cases.
- Work in well-ventilated area.
- Use protective equipments like rubber / polyurethane gloves, safety goggles / glasses, face mask while handling the paint.
- Dispose in land filling. Do not dispose in any drain or water-channel.