

PRODUCT CODE 1044

WoodTech Wood Stains Exterior

Asian Paints WoodTech Wood Stains Exterior is a water based pigmented dyes, which offers excellent shades, better durability and uniform finish.



WATER BASED

PRODUCT BENEFITS

Easy Application

WoodTech Wood Stains Exterior can be easily applied with a muslin cloth.

Exterior and Interior Durable

WoodTech Wood Stains Exterior can be applied on both interior and exterior wooden surfaces.

Low VOC and Odour

WoodTech Wood Stains Exterior surpasses European standards for low VOC and is virtually odourless, making it a green product in the complete sense.

PRODUCT FEATURES

DURABILITY



✓ VERY HIGH EXTERIOR DURABILITY

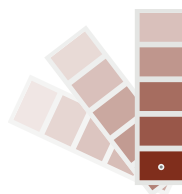
HIGH

MEDIUM

LOW

COLOURS AVAILABLE

Oak Yellow, Red Brown, Walnut, Rose Wood, Mahogany, Wenge



Range of 6 attractive WoodTech Wood Stains for Exteriors available to add/change the colour.

AVAILABLE PACKS



WoodTech Wood Stain Exterior (1044)- 100 ml, 500 ml.

COVERAGE

On smooth sanded wooden surface by Spraying

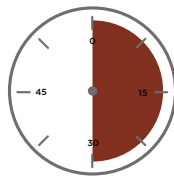


1 COAT

5 - 6 sq.mtr/ltr/coat**

**Actual coverage may vary from the quoted coverage due to factors such as method and condition of application and surface roughness and porosity.

DRYING TIME




120
MINUTES

RECOMMENDED USAGE



HOW TO APPLY

PRE PAINTING STEPS



SANDING: Sand the wooden surface along the grains using sand paper no. 180, and then 320 or 400. Wipe surface to clean off loose dust particles.

DENT FILLING: If the surface has dents, apply WoodTech Filler with a putty knife over the dented area.



PAINT APPLICATION PROCESS

APPLICATION

STEP 1
FOR EXTERIORS,
APPLY WOODTECH AQUADUR
WOOD PRESERVATIVE
2 COATS
BRUSH/RAGGING

STEP 1
WOODTECH AQUADUR WOOD STAIN
FIRST COAT
BRUSH/RAGGING

CODE

1043

1044

THINNER

WATER

WATER

DILUTION %

NA

NA

APPLICATION VISCOSITY

11 - 15 SECS

11 - 15 SECS

RECOATING PERIOD

2 HOURS

2 HOURS

Note: 1. Application of WoodTech Aquadur Wood Preservative is essential only in the case of exterior application. For interior wood application, WoodTech Wood Stain Exterior can be applied on wood without application of WoodTech Aquadur Wood Preservative
2. Depending on the shade intensity desired, the number of

coats can be varied. Give an interval of 20-30 minutes between two coats.

3. Do not sand the stain coat.

4. For lighter shades, WoodTech Wood Stains Exterior can be diluted with water just before application. Only required shade should be diluted at a time.

5. Surfaces stained with WoodTech Wood Stains Exterior must always be coated with WoodTech Clear Wood Finishes.

6. Recoat period is quoted for 30°C and 75% relative humidity, these may vary under different conditions.

7. Give an interval of 30 minutes between coats.

8. Viscosity as measured through a Ford cup B4 at 30°C.

HOW TO CHOOSE COLOURS

Browse through Asian Paints colour tools to help you find the right colour combination

WOODTECH CLEAR FOLDER



WOODTECH AQUADUR
WOOD STAIN SHADE CARD



The final shade will vary on the basis of the color of the veneer, no of coats applied and dilution of the wood stains.

ADDITIONAL INFORMATION

VOC CONTENT



**LOW VOC
CONTENT**

Asian Paints Woodtech Wood Stains Interior meets the LEEDS VOC criteria as per Indian Green Building Council version 1.0.

POST PAINTING CARE

For removing stains on tiles and metal surfaces, apply NC Thinner on the surface and wipe clean.

If stains are difficult to remove, scrapping can be done after applying NC thinner on the stained area.

Precautions need to be taken while spraying/brushing, like masking of adjoining areas with suitable material, as the stains may be difficult to remove if present on wood or coated wooden and wall surfaces.

TECHNICAL DETAILS

- a. **Drying time:** Dry to Touch: 30 minutes
- b. **Flash point:** Not applicable
- c. **Stability of thinned paint:** Not applicable
- d. **Shelf Life:** 18 months from date of manufacture in original tightly closed container away from direct sunlight and extensive heat.

PRECAUTIONS

- > For optimum performance, Asian Paints WoodTech Wood Stains Exterior must be applied at a temperature between 20°C and 40°C and humidity not above 75%.
- > Stir well and strain before use.

SAFETY FEATURES

- > Kindly refer to the MSDS for WoodTech Wood Stains Exterior, which gives detailed information on safety measures while handling the paint.
- > Store the product at ambient conditions in well ventilated locations and away from source of ignition and fire.
- > Avoid eye and skin contact. In case of eye and skin contact, wash with plenty of clean water.
- > Do not inhale or ingest. In case of inhalation move to fresh air and seek medical attention if symptoms persist in both the cases.
- > Work in well-ventilated area.
- > Use protective equipments like rubber / polyurethane gloves, safety goggles / glasses, face mask while handling the paint.
- > Dispose in land filling. Do not dispose in any drain or water-channel.