

PRODUCT CODE 0556

## WoodTech Wood Stains Interior

Asian Paints WoodTech Wood Stains Interior is a solvent based dyes, which offers excellent transparent shades, better durability and uniform finish.



SOLVENT BASED

### PRODUCT BENEFITS

#### Easy Application

WoodTech Wood Stain Interior can be easily applied with a muslin cloth.

#### Exclusive Shades

WoodTech Wood Stains Interior offer 9 attractive shades.

### PRODUCT FEATURES

#### DURABILITY



BEST IN CLASS

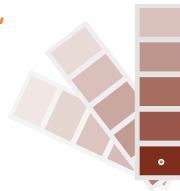
HIGH

✓ MEDIUM

LOW

#### COLOURS AVAILABLE

Teak, Charcoal, Walnut, Red Brown, Red, Green, Wenge, Oak Yellow, Rosewood.



Range of 9 attractive Translucent WoodTech Wood Stains for Interiors available to add/change the colour.

#### AVAILABLE PACKS



WoodTech Wood Stain Interior (0556)- 100 ml, 500 ml, 1 Ltr & 5 Ltrs.

#### COVERAGE

On smooth sanded wooden surface by Spraying

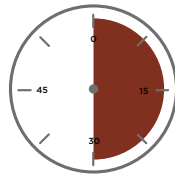


1 COAT

5 - 6 sq.mtr/ltr/coat\*\*

\*\*Actual coverage may vary from the quoted coverage due to factors such as method and condition of application and surface roughness and porosity.

#### DRYING TIME




30 MINUTES

#### RECOMMENDED USAGE



### HOW TO APPLY

#### PRE PAINTING STEPS



Sand the wooden surface along the grains using sand paper no. 180, and then 320 or 400. Wipe surface to clean off loose dust particles.

#### PAINT APPLICATION PROCESS

APPLICATION

STEP 1  
APPLY WOODTECH WOOD STAIN  
SPRAYING/RAGGING

CODE

556

THINNER

NA

DILUTION %

NA

APPLICATION VISCOSITY

NA

RECOATING PERIOD

30 MINUTES

Note:1. Depending on the shade intensity desired, the number of coats can be varied. Give an interval of 5 - 10 minutes between any two coats  
2. Do not sand the stain coat.  
3. You can intermix WoodTech Wood Stains Interior to create a new shade.  
4. WoodTech Wood Stains Interior can be mixed with Melamyne Sealer or finish coats of WoodTech Melamyne, WoodTech Melamyne Gold Clear up to 20% by Volume. Allow the stain coat to

dry for 5-6 hrs. before sanding for the subsequent coat application.  
5. Do not mix WoodTech Wood Stains Interior with WoodTech Touchwood Interior and WoodTech PU Interior.  
6. For lighter shades, WoodTech Wood Stains Interior can be diluted with NC Thinner or Thinner T-124 just before application. Only required shade should be diluted at a time.  
7. Surfaces stained with WoodTech Wood Stains Interior must always

be coated with a coat of WoodTech Melamyne, WoodTech Melamyne Gold Clear, WoodTech Touchwood Interior and WoodTech PU Interior.  
8. Recoat period is quoted for 30°C and 75% relative humidity, these may vary under different conditions.  
9. Spraying air pressure 2.2 to 2.8 Kgs/sq.cm.  
10. Viscosity as measured through a Ford cup B4 at 30°C.


## HOW TO CHOOSE COLOURS

Browse through Asian Paints colour tools to help you find the right colour combination

WOODTECH WOODSTAIN FOR INTERIOR FANDECK



WOODTECH WOOD STAIN SHADE CARD



WOODTECH CLEAR FOLDER



WOODTECH AQUADUR WOOD STAIN SHADE CARD



The final shade will vary on the basis of the color of the veneer, no of coats applied and dilution of the wood stains.

## ADDITIONAL INFORMATION

### POST PAINTING CARE

For removing stains on tiles and metal surfaces, apply NC Thinner on the surface and wipe clean.

If stains are difficult to remove, scrapping can be done after applying NC thinner on the stained area.

Precautions need to be taken while spraying/brushing, like masking of adjoining areas with suitable material, as the stains may be difficult to remove if present on wood or coated wooden and wall surfaces.

### TECHNICAL DETAILS

**a. Drying time:** Surface dry time 15 minutes.

**b. Gloss levels:** NA

**c. Flash point (IS 101/1987, Part 1, Sec 6):** Above 20°C (68°F)

**d. Stability of thinned paint:** NA

**e. Shelf Life:** 3 years from date of manufacture in original tightly closed container away from direct sunlight and extensive heat.

### PRECAUTIONS

- For optimum performance, Asian Paints WoodTech Wood Stains Interior must be applied at a temperature between 20°C and 40°C and humidity not above 75%.

### SAFETY FEATURES

- Kindly refer to the MSDS for WoodTech Wood Stains Interior, which gives detailed information on safety measures while handling the paint.
- Store the product at ambient conditions in well ventilated locations and away from source of ignition and fire.
- Avoid eye and skin contact. In case of eye and skin contact, wash with plenty of clean water.
- Do not inhale or ingest. In case of inhalation move to fresh air and seek medical attention if symptoms persist in both the cases.
- Work in well-ventilated area.
- Use protective equipments like rubber / polyurethane gloves, safety goggles / glasses, face mask while handling the paint.
- Dispose in land filling. Do not dispose in any drain or water-channel.