

PRODUCT CODE 0029

Royale Play Metallics

Asian Paints Royale Play Metallics is a water-based special effects paint that creates a variety of effects on interior walls.



WATER BASED

LEAD FREE* GUARANTEE

* All Asian Paints products contain no added Lead, Mercury, Arsenic or Chromium from April 2008.

PRODUCT BENEFITS

Special Effects

Different types of Special Effects such as Crinkle, Dapple, Weaving, Canvas, Spatula, Colorwash, Ragging, Sponging, Combing, Brushing can be created using a variety of tools on Asian Paints Royale Play Metallics Special Effects Paint.

Easy Application

This product has been specially formulated such that it is easy to apply, allows the tools to move smoothly without much effort, retaining the pattern left by the tool


that created. It provides greater open time to allow the creation of the effect. It provides a Metallic lustre that lends elegance and style to a surface.

Acrylic emulsion paint, environment friendly

Asian Paints Royale Play-Metallics is a 100% acrylic emulsion paint for interior application. It will not run or sag on vertical surfaces. It is abrasion resistant, translucent, odourless, non-toxic, non-flammable and fully respects people's health and environment.

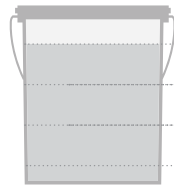
PRODUCT FEATURES

FINISH



Tough Texture: Lasts long and ensures low maintenance

WASHABILITY



✓ **BEST IN CLASS**

HIGH

MEDIUM

LOW


COVERAGE

On smooth well-prepared surface by rolling followed by use of Special Effect Tools

1 COAT
100 – 175
sq.ft/ltr**

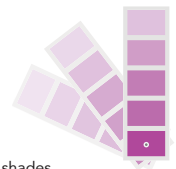
**Actual coverage may vary from the quoted coverage due to factors such as method and condition of application and surface roughness and porosity.

AVAILABLE PACKS



COLOURS AVAILABLE


168*



*Currently available in 14 effects, 12 shades per effect.

HOW TO APPLY

PRE PAINTING STEPS



PLASTER New masonry surfaces must be allowed to cure completely. It is recommended to allow 28 days as the curing time for new masonry surfaces.



CLEANING Surface should be free from any loose paint, dust or grease. Growths of fungus, algae or moss should be removed by wire brushing and water. In case of areas having excessive dampness use Asian Paints SmartCare Damp Block to limit further dampness. When the underlying surface exhibits chalkiness, in spite of thorough surface cleaning, use Asian Paints TruCare Wall Primer Sealer.



FILLING FOR CRACKS For filling cracks upto 3mm use Asian Paints SmartCare Crack Seal.



FILLING FOR HOLES & DENTS In case of dents and holes use Asian Paints TruCare Acrylic Wall Putty or white cement and fine sand in the ratio 1:3

Royale Play Metallics should not be applied on surfaces / substrates that are subjected to continuous seepage or dampness.

PAINT APPLICATION PROCESS

APPLICATION

CODE

THINNER

DILUTION %

APPLICATION VISCOSITY¹

RECOATING PERIOD²

STEP 1

SANDING

SAND THE SURFACE WITH SAND PAPER 180 AND WIPE CLEAN

STEP 2

TruCare WALL PRIMER SEALER-ST/
TruCare WALL PRIMER SEALER-WB
BRUSH / ROLLER / SPRAY

0061
0060

THINNER T-101
OR WATER

BRUSH / ROLLER 8 - 10
SPRAY 15 - 20
80% - 100 %

BRUSH / ROLLER 30 - 40
SPRAY 20 - 25

6 - 8 HRS
4 - 6 HRS

STEP 3

TruCare ACRYLIC WALL PUTTY
PUTTY KNIFE

0064

WATER

BASED ON
REQUIREMENT

N/A

4 - 6 HRS

STEP 4

SANDING

SAND THE SURFACE WITH SAND PAPER 180 AND WIPE CLEAN

STEP 5

TruCare WALL PRIMER SEALER-ST/
TruCare WALL PRIMER SEALER-WB
BRUSH / ROLLER / SPRAY

0061
0060

THINNER T-101
OR WATER

BRUSH / ROLLER 8 - 10
SPRAY 15 - 20
80% - 100 %

BRUSH / ROLLER 30 - 40
SPRAY 20 - 25

6 - 8 HRS
4 - 6 HRS

STEP 6

SANDING

SAND THE SURFACE WITH SAND PAPER 320 AND WIPE CLEAN

0025

WATER

BRUSH 40 - 45
SPRAY 65 - 70

BRUSH 30 - 45
SPRAY 22 - 25

3 - 4 HRS

STEP 8

TOPCOAT
ROYALE PLAY METALLICS
SPECIAL EFFECTS TOOL***

0029

AS SUCH OR
WATER

10% WATER V/V ONLY
IF REQUIRED

BRUSH 300 - 500
ROLLER 300 - 500

N/A

1. Recoat period is quoted for 28° - 30°C and 60 - 65% Relative Humidity, these may vary under different conditions.

** Apply a 3rd coat of Royale Luxury Silk Emulsion as Basecoat if required
*** Contractor training required

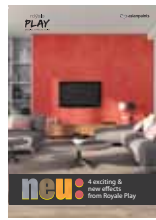
HOW TO CHOOSE COLOURS

Browse through Asian Paints colour tools to help you find the right colour combination

ROYALE PLAY AND METALLICS
DECOR BOOK



ROYALE PLAY
NEU



ROYALE PLAY
WALLFASHION



*These shades are for reference only. Please refer to the Colour Spectra or Colour Palette for correct shade reference

ADDITIONAL INFORMATION

POST PAINTING CARE

- > For removing stains, sponge clean with a mild soap solution and wipe clean. Ensure a drying time of at least 2 weeks before cleaning.

TECHNICAL DETAILS

- a. Drying time:** Dry to recoat 16 -18 hours
Surface Dry after topcoat 16 - 20 hours
- b. Flash point IS101/1987 Part 1, Sec 6:**
Water-based, non-flammable
- c. Stability of thinned paint:** To be used within 24 hours

PRECAUTIONS

- > Do not apply when ambient temperature is less than 10°C or if the temperature might drop to this level within 4 hrs of application.
- > Do not over-thin or over-extend the brush.
- > Tint using Asian Paints machine colourants only
- > Stir well and strain before use.
- > Tinted paints need thorough shaking immediately after tinter addition as well as before use.

SAFETY FEATURES

- > Kindly refer to the MSDS for Asian Paints Royale Play Metallics which gives detailed information on safety measures while handling the paint, which is available on request.
- > Store the container with the lid tightly closed in an upright position, in a cool, dry place
- > Keep out of reach of children and away from eatables
- > May be harmful if swallowed. In case of ingestion seek immediate medical attention.
- > Wear eye protection during application. In case of contact with eyes, rinse immediately with plenty of water and seek medical advice.
- > In case of skin contact immediately wash skin with soap and plenty of water. Get medical attention if irritation develops or persists.
- > Do not breathe vapour or spray. It is recommended to wear suitable nose pad during sanding and surface preparation to avoid dust inhalation
- > Do not pour leftover paint down the drain or in water courses.
- > In the event of spills, contain spillage using sand or earth.
- > No added Lead, Mercury or Chromium compounds.

