

PRODUCT CODE 1050

## SmartCare Crack Seal

Asian Paints SmartCare Crack Seal is a ready to use fiber glass reinforced crack filling compound for both interior and exterior surfaces. It ensures unmatched crack bridging ability for plaster cracks of up to 3 mm.



WATER BASED

asianpaints

**LEAD FREE\* GUARANTEE**

\* All Asian Paints products contain no added Lead, Mercury, Arsenic or Chromium from April 2008.

### PRODUCT BENEFITS

**Crack filling ability**

Strong filling capacity for cracks of up to 3mm width.

**Flexibility**

High elongation film that accommodates movement.

**Mechanical strength**

Reinforced with glass fibers for superior mechanical strength.

**Waterproofing**

Water resistant film stops water ingress through cracks.

**Adhesion**

Very strong adhesion on all absorbent surfaces like plaster, wood, gypsum, POP, asbestos, etc.

**Usage**

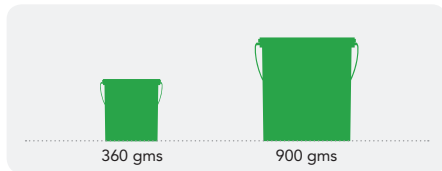
Single pack ready-to-use and easy-to-apply product.

**Over coating**

Easily over coated by emulsion paints from Asian Paints.

### PRODUCT FEATURES

#### AVAILABLE PACKS



Shelf life: 1 year from date of manufacture in original tightly closed containers away from direct sunlight and excessive heat.

#### COLOURS AVAILABLE

**White\***



\*Please note: SmartCare Crack Seal is an undercoat

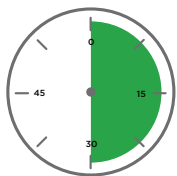
#### COVERAGE

For plaster cracks of 3mm width 5mm depth recommended system is



**2 COATS**  
75 running ft/kg

#### DRYING TIME TO TOUCH



**6-8 HOURS**

#### RECOMMENDED USAGE



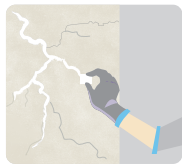
Can be used for cracks on all interior and exterior absorbant surfaces, cracks and gaps caused by drying and shrinkage.

### HOW TO APPLY

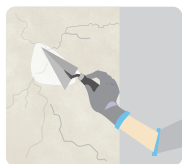
#### PRE PAINTING STEPS



**CLEANING** Open the cracks and widen the cracks to form a 'V' shaped groove. This will provide a strong base for adhesion of Crack Seal to the substrate. Clean the area thoroughly to free it from dust and loose particles. It is recommended to use a cutter for opening the cracks.



**PRIMING** Post cleaning apply Primer in the opened cracks. For interior cracks, use Asian Paints Deco Prime water based Primer and for exterior cracks, use Asian Paints Exterior Primer (as per regular dilution of 100% with water).



#### APPLICATION PROCESS

APPLICATION	CODE	THINNER	DILUTION %	APPLICATION VISCOSITY*	RECOATING PERIOD
STEP 1 FIRST COAT SMARTCARE CRACK SEAL PUTTY KNIFE / TROWEL	1050	N/A	N/A	N/A	4 - 6 HRS
STEP 2 SECOND COAT SMARTCARE CRACK SEAL PUTTY KNIFE / TROWEL	1050	N/A	N/A	N/A	4 - 6 HRS
STEP 3 LEVELING	LEVEL THE WALL USING ASIAN PAINTS WALL PUTTY				
STEP 4 PRIMER AND TOP COAT	CONTINUE NORMAL PAINTING USING PRIMER AND TOPCOAT				

1. Apply Crack Seal at least 3 cm on either side of the crack for better adhesion.  
2. Apply an additional coat of Crack Seal in case of severe dampness.  
3. For best results, follow the recommended application procedure.

## ADDITIONAL INFORMATION

### POST PAINTING CARE

For the best performance of the paint, ensure proper washing and cleaning of all algal and fungal growth, if any, at regular intervals of six months.

### TECHNICAL DETAILS

**a. Form:** Ready to use paste

**b. Density at 25°C:** 1.28

**c. Drying Time:** Minimum 6 hours depending on temperature and humidity

**d. Flash Point:** Crack Seal is a water based which is not flammable

**e. Consumption:** 75 - 80 running feet / kg / 2 coats (3mm wide and 5mm deep)

### PRECAUTIONS

- › Do not apply for cracks of more than 3mm width.
- › Do not apply on wet surfaces.
- › Meant for plaster cracks. Do not apply on structural on joint cracks.

### SAFETY FEATURES

- › Kindly refer to the MSDS for Asian Paints SmartCare Crack Seal gives detailed information on safety measures while handling the paint, which is available on request.
- › Store the container with the lid tightly closed in an upright position, in a cool, dry place
- › Keep out of reach of children and away from eatables.
- › May be harmful if swallowed. In case of ingestion seek immediate medical attention.
- › Wear eye protection during application. In case of contact with eyes, rinse immediately with plenty of water and seek medical advice.
- › In case of skin contact immediately wash skin with soap and plenty of water. Get medical attention if irritation develops or persists.
- › Do not breathe vapour or spray. It is recommended to wear suitable nose pad during sanding and surface preparation to avoid dust inhalation.
- › Do not pour leftover paint down the drain or in water courses.
- › In the event of spills, contain spillage using sand or earth.
- › No added Lead, Mercury or Chromium compounds.