

PRODUCT CODE 1081

## SmartCare 2X Primer Putty Mix

SmartCare 2X Primer Putty Mix is a water-based putty. It is a unique one of its kind self-primed putty which provides a strong foundation for topcoats and enhances the desired performance of finish paints, both in looks and durability. On applying this putty a primer coat is not required.



WATER BASED

**LEAD FREE\*GUARANTEE**

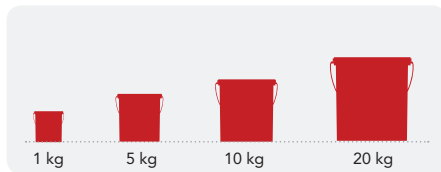
\*All Asian Paints products contain no added Lead, Mercury, Arsenic or Chromium from April 2008.

### PRODUCT BENEFITS

- a) The putty does not need a coat of primer due to which there are significant savings on cost, time and labour.
- b) The putty offers superior smoothness.
- c) It provides excellent top coat finish.

### PRODUCT FEATURES

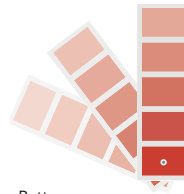
#### AVAILABLE PACKS



Shelf life: 2 years from date of manufacture in original tightly closed containers away from direct sunlight and excessive heat.

#### COLOURS AVAILABLE

**White\***



\*Please note: Smart Care 2X Primer Putty Mix is an undercoat

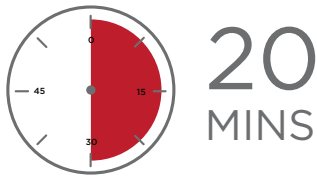
#### COVERAGE

On un-primed masonry surface by putty knife




**1 COAT**  
30 - 35  
sq.ft/kg

**2 COAT**  
15 - 18  
sq.ft/kg

#### DRYING TIME TO TOUCH




#### RECOMMENDED USAGE



SmartCare 2X Primer Putty Mix is to be used only on interior surfaces. The putty can be applied on all concrete and masonry surfaces. Primer need not be applied.

### HOW TO APPLY

#### PRE PAINTING STEPS



**PLASTER** New masonry surfaces must be allowed to cure completely. It is recommended to allow 28 days as the curing time for new masonry surfaces.



**CLEANING** Surface should be free from any loose paint, dust or grease. Growths of fungus, algae or moss should be removed by wire brushing and water. In case of areas having excessive dampness use Asian Paints SmartCare Damp Block to limit further dampness. When the underlying surface exhibits chalkiness, in spite of thorough surface cleaning, use Asian Paints SmartCare Exterior Sealer.



**FILLING FOR CRACKS** For filling cracks upto 3mm use Asian Paints SmartCare Crack Seal.



**FILLING FOR HOLES & DENTS** In case of dents and holes use Asian Paints Smart Care 2X Primer Putty Mix or white cement and fine sand in the ratio 1:3

#### APPLICATION PROCESS

APPLICATION	CODE	THINNER	DILUTION %	APPLICATION VISCOSITY	RECOATING PERIOD
STEP 1 SMARTCARE 2X PRIMER PUTTY FIRST COAT PUTTY KNIFE	1081	N/A	WATER (0 TO 5% ONLY IF REQUIRED)	PASTE	4 - 6 HRS
STEP 2 SMARTCARE 2X PRIMER PUTTY SECOND COAT PUTTY KNIFE	1081	N/A	WATER (0 TO 5% ONLY IF REQUIRED)	PASTE	4 - 6 HRS

\*Recoat times indicated are at temperature 28-30 C and 60-65% Relative Humidity; these may vary under different conditions.

## ADDITIONAL INFORMATION

### TECHNICAL DETAILS

- a)Coverage:** 15 to 18 sq ft (for 2 coats) (on primed masonry surface by putty knife)
- b)Drying Time:** Surface dry ~15-20 minutes.
- c)Gloss Levels/ Sheen Levels:** Matt
- d)Flash Points:** (IS 101/1987 Part 1, Sec 6): Non Flammable

### PRECAUTIONS

- › Do not apply when ambient temperature is less than 10°C or if the temperature might drop to this level within 4 hrs of application.
- › Please mix the material well before use.

### SAFETY FEATURES

- › Kindly refer to the MSDS for Asian Paints SmartCare 2X Primer Putty Mix which gives detailed information on safety measures while handling the paint, which is available on request.
- › Store the container with the lid tightly closed in an upright position, in a cool, dry place.
- › Keep out of reach of children and away from eatables.
- › May be harmful if swallowed. In case of ingestion seek immediate medical attention.
- › Wear eye protection during application. In case of contact with eyes, rinse immediately with plenty of water and seek medical advice.
- › In case of skin contact immediately wash skin with soap and plenty of water. Get medical attention if irritation develops or persists.
- › It is recommended to wear suitable nose pad during sanding and surface preparation to avoid dust inhalation.
- › Do not pour leftover paint down the drain or in water courses.
- › In the event of spills, contain spillage using sand or earth.
- › No added Lead, Mercury or Chromium compounds.