

PRODUCT CODE 5626

SmartCare Damp Sheath Exterior

Asian Paints SmartCare Damp Sheath Exterior is a waterproofing coating for exterior horizontal surfaces like terraces, chajjas and also a waterproofing basecoat for Asian Paints Exterior Emulsion coatings for vertical walls.

PRODUCT BENEFITS

Water proofing

Best in class waterproofing of up to 3 bars of positive waterproofing pressure on vertical surfaces and 5 bars of positive waterproofing pressure on horizontal surfaces

Adhesion

Superior Adhesion on all masonry and cementitious surfaces

Flexibility

Best in class flexibility with 150% elongation on horizontal surfaces

Crack Bridging

Superior crack bridging ability(CBA) of up to 0.5mm on horizontal surfaces

Warranty

3 Years waterproofing warranty


Application

Single product for both vertical and horizontal application

Use

Easy to apply



 WATER BASED

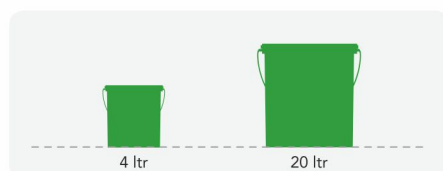
 **asianpaints**

LEAD FREE*GUARANTEE 

* All Asian Paints products contain no added Lead, Mercury, Arsenic or Chromium from April 2008.

PRODUCT FEATURES

AVAILABLE PACKS



Shelf life: 3 years from date of manufacture in original tightly closed containers away from direct sunlight and excessive heat.

COLOURS AVAILABLE



COVERAGE



DRYING TIME TO TOUCH



RECOMMENDED USAGE




Can be used on all cementitious and masonry terrace surfaces, existing brick batcoba, over existing acrylic coatings and cementitious boards in terraces and waterproofing basecoat for all vertical walls.




HOW TO APPLY

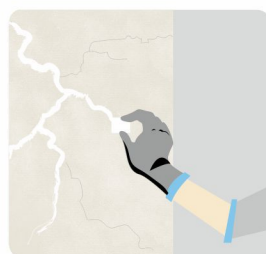
PRE PAINTING STEPS



PLASTER New masonry surfaces must be allowed to cure completely. It is recommended to allow 28 days as the curing time for new masonry surfaces.



CLEANING Prepare the surface by cleaning it with a high pressure water jet / wire brush and ensure it is free of dust, oil, grease and loose particles. Check the substrate for its soundness & damaged portions. All hollow areas must be repaired with polymer modified cement-sand mortar.



FILLING FOR CRACKS Small cracks of up to 3 mm width or less should be cleaned & filled with Asian Paints SmartCare Crack Seal & cracks up to 10 mm width should be filled with Asian Paints SmartCare Textured Crack Filler.



APPLICATION ON VERTICAL SURFACE/WALL Apply one self-priming coat of Damp Sheath Exterior (10 % by volume/100 ml water to 1 ltr of SmartCare Damp Sheath Exterior) on the surface with the help of a brush or roller at 8.28 sqm/ltr consumption. Allow it to dry for minimum 4 hrs followed by one undiluted coat of SmartCare Damp Shield Exterior at 8.28 sqm/ltr consumption to achieve overall forced coverage of 4.14 sqm/ltr. Topcoat this treatment with two coats of any Asian Paints Exterior Emulsion as per recommended application procedure.



APPLICATION ON HORIZONTAL SURFACE/TERRACE Apply one self-priming coat of Damp Shield Exterior (diluted with water in 3:1 ratio by volume) at 5.06 sqm/ltr consumption. Allow it to dry for at least 3-4 hours. Apply two coats without any dilution at 3.4 sqm/ltr consumption for each coat to achieve overall forced coverage of 1.38 sqm.

Ensure that the product is applied on the entire roof including the parapet wall to form a continuous blanket.

ADDITIONAL INFORMATION

POST PAINTING CARE

For the best performance of the paint, ensure proper washing and cleaning of all algal and fungal growth, if any, at regular intervals of six months.

TECHNICAL DETAILS

a. Form: Ready to use viscous liquid

b. Mix Density: 1.26

c. Application temperature: 5°C to 35°C

PRECAUTIONS

- › Do not apply during rains or when it is expected to rain and ensure that the roof has adequate slope to avoid water logging
- › For horizontal surfaces, use Asian Paints SmartCare Joints Tapes at all joints and corners for better reinforcement.
- › Please avoid excessive surface abuse like vehicular movements or movement of heavy equipment, sharp objects etc.

SAFETY FEATURES

- › Kindly refer to the MSDS for Asian Paints SmartCare Damp Sheath Exterior which gives detailed information on safety measures while handling the paint, which is available on request.
- › Store the container with the lid tightly closed in an upright position, in a cool, dry place
- › Keep out of reach of children and away from eatables.
- › May be harmful if swallowed. In case of ingestion seek immediate medical attention.
- › Wear eye protection during application. In case of contact with eyes, rinse immediately with plenty of water and seek medical advice.
- › In case of skin contact immediately wash skin with soap and plenty of water. Get medical attention if irritation develops or persists.
- › Do not breathe vapour or spray. It is recommended to wear suitable nose pad during sanding and surface preparation to avoid dust inhalation
- › Do not pour leftover paint down the drain or in water courses.
- › In the event of spills, contain spillage using sand or earth.
- › No added Lead, Mercury or Chromium compounds.