

PRODUCT CODE 1100

Ultima Protek Duralife

Asian Paints Ultima Protek Duralife is an Ultra Durable state of the art exterior emulsion paint formulated with engineered synergy of pure acrylics latex based on nanotechnology and core shell modified silicone. Its unique surface cross-linking feature coupled with Nano performance enhancers contribute to its outstanding mechanical, anti-carbonation properties with long lasting durability in severest climatic conditions.

PRODUCT BENEFITS

Warranty

Ultima Protek Duralife comes with a first of its kind 15-year performance warranty, which includes a 10-year waterproofing and anti-algal warranty. (Please refer to the Ultima Protek Duralife warranty booklet for details.)

Effective Waterproofing

The superlative waterproofing capabilities of the Ultima Protek Duralife system forms an effective barrier against water penetration.

Crack bridging

The Ultima Protek Duralife film has significantly higher elongation and comes with unique fibre reinforcement thereby offering a unique crack bridging ability of upto 2mm.

Superior Cleanability

Better ease to clean common streaks of exterior surfaces ensuring your walls look fresh for a longer period of time.

Structural protection

Ultima Protek Duralife System has excellent CO2 diffusion (carbonation) resistance & prevents the corrosion of rebar within the concrete matrix, leading to superior structural protection.

Environmentally Responsible

This product has VOC less than 30 Grams per litre which conforms to international VOC specifications and is free from hazardous materials like heavy metals (lead, mercury, arsenic, chromium, cadmium, arsenic) and toxic materials (carcinogen, mutagen, reproductive toxins, APEOs).



WATER BASED

asianpaints

LEAD FREE* GUARANTEE

* All Asian Paints products contain no added Lead, Mercury, Arsenic or Chromium from April 2008.

PRODUCT FEATURES

15 YEAR DURABILITY



✓ **BEST IN CLASS**

HIGH

MEDIUM

LOW

UNPARALLELED PERFORMANCE

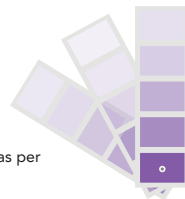
AVAILABLE PACKS



Shelf life: 2 years from date of manufacture in original tightly closed containers away from direct sunlight and excessive heat.

COLOURS AVAILABLE

340+*



Currently available as 340 shades as per the Asian Paints Colour Spectra

FINISH



✓ **SMOOTH**

Refer to sheen levels in technical details

COVERAGE

On normal masonry surface by brushing

1st COAT
30% Dilution
5 - 5.5 sq.m/l***

2nd COAT
Without Dilution
2.5 - 3 sq.m/l***

Maximum coverage for basecoat should be 30 sq.ft. per liter for both fresh and re-painting surface for each of the coat




2 COATS
5 - 6 sq.m/l***

**Actual coverage may vary from the quoted coverage due to factors such as method and condition of application and surface roughness and porosity.

HOW TO APPLY

PRE PAINTING STEPS



PLASTER New masonry surfaces must be allowed to cure completely. It is recommended to allow 28 days as the curing time for new masonry surfaces.



CLEANING Surface should be free from any loose paint, dust or grease. Growths of fungus, algae or moss should be removed by wire brushing and water. When the underlying surface exhibits chalkiness, in spite of thorough surface cleaning, use Asian Paints SmartCare Primer.



FILLING FOR CRACKS For filling cracks upto 3mm use Asian Paints SmartCare Crack Seal.



FILLING FOR HOLES & DENTS In case of dents and holes use Asian Paints Wall Putty or a mix of white cement and fine sand in the ratio 1:3.

For exterior surfaces or substrates that are subjected to continuous seepage or dampness, kindly use Asian Paints SmartCare DampProof, before the top coat application.

PAINT APPLICATION PROCESS

APPLICATION	PRODUCT CODE	THINNER	DILUTION % (BY VOLUME)	APPLICATION VISCOSITY (SEC)1	RECOATING PERIOD2 (HOURS)
STEP 1 IN CASE FRESH COATING ULTIMA PROTEK DURALIFE BASE COAT BRUSH / ROLLER	1100	WATER	30%	N/A	4 HRS
APPLY ULTIMA PROTEK DURALIFE BASE COAT (SELF PRIMING + 1 UNDILUTED COAT) + THREE COATS OF ULTIMA PROTEK DURALIFE TOP COAT AS PER THE RECOMMENDED APPLICATION PROCEDURE ON HORIZONTAL SURFACES LIKE TOP OF WINDOWS/CHAJJAS ETC					
STEP 2 FOR FRESH AND RE-PAINTING ULTIMA PROTEK DURALIFE BASE COAT BRUSH / ROLLER	1100	WATER	NO DILUTION	N/A	4 - 6 HRS
STEP 3 TWO COATS ULTIMA PROTEK DURALIFE TOP COAT BRUSH / SPRAY / ROLLER	1100	WATER	BRUSH MAX 35 SPRAY MAX 35 ROLLER MAX 35	BRUSH 25 - 30 SPRAY 25 - 30	4 - 6 HRS

1. As measured through a Ford cup. 2. Recoat period is quoted for 30°C and 50-60% Relative Humidity, these may vary under different conditions. 3. Do not apply when temperature is less than 10°C & humidity is greater than 90%. 4. Do not apply during rainy conditions 5. Some shades may require a 3 coat application.

HOW TO CHOOSE COLOURS

Browse through Asian Paints colour tools to help you find the right colour combination


COLOUR SPECTRA FAN DECK*



ULTIMA BOOK OF COLOUR (FOR HOMES)



IMAGINE EXTERIORS SKYLINE (FOR RESIDENTIAL TOWERS)



APEX ULTIMA SAMPLER



*These shades are for reference only. Please refer to the Colour Spectra or Colour Palette for correct shade reference

FORESITE SERVICE

Choosing the right combination of shades for your home can be difficult. At such times, you could do with some professional help. Asian Paints Foresite provides you with prints for your home in 3 colour combinations, as selected by you. Visit an Asian Paints Colour World retail store which offers this service, and furnish a digital photograph (resolution 300-dpi or more) to the dealer.



ADDITIONAL INFORMATION

VOC CONTENT



LOW VOC CONTENT

Asian Paints Protek Duralife meets the LEEDS VOC criteria and has been tested and benchmarked to GS11 standards for being VOC safe.

POST PAINTING CARE

For the best performance of the paint, ensure proper washing of the painting surface and cleaning of all algal and fungal growth, if any, at regular intervals of six months. For any further information, please visit www.asianpaints.com/ultimacare

TECHNICAL DETAILS

- a. **Drying time:** Surface dry time 30 min
- b. **Sheen levels:** Up to 15-26 at 60 Deg.GH on glass plate
- c. **Flash point IS101/1987 Part 1, Sec 6:** > 60 Deg.C
- d. **Stability of thinned paint:** To be used within 24 hours

TESTING

- a. Ultima Protek Duralife tested as per BS EN 1062-7, Method A by Vinci Laboratories U.K. and shows Crack bridging ability upto 2 mm
- b. Ultima Protek Duralife tested as per internal test procedure TP/950/09/16074/ by Vinci Laboratories U.K. and shows water vapour permeability falling in class II category
- c. Ultima Protek Duralife tested as per internal test procedure TP/950/09/13569 which is in accordance to BS EN 1062-6:2002, by Vinci Laboratories U.K. and shows CO2 diffusion (SD value) 168 (m)
- d. Ultima Protek Duralife tested as per (Test method to be added) A by Vinci Laboratories U.K. and shows zero water penetration at 10 bar pressure

PRECAUTIONS

- > Do not apply when ambient temperature is less than 10°C or if the temperature might drop to this level within 4 hours of application.
- > Do not over-thin or over-extend the brush.
- > Tint using Asian Paints machine colourants only.
- > Stir well and strain before use.
- > Tinted paints need thorough shaking immediately after tint addition as well as before use. For extremely rough surface including textures: Application by brush is recommended to ensure all the grooves are covered well.
- > Paint will not cover existing cracks, proper care to be taken to ensure the cracks are filled first and then topcoat is applied.
- > For surfaces having heavy algal infestation, proper cleaning followed by application of BIO BLOCK is mandated.
- > Primer coat or only one coat of topcoat should not be kept exposed in monsoon. Complete application before monsoon to be ensured.
- > Specially in pre-monsoon season, horizontal surface to be coated first and then vertical. This will help reduce the streak marks of algal growth if any.
- > For best performance ensure that the surface is dry. On moisture meter it should be under the green zone. In case it is in Red zone, find out the source of water and address it before painting.
- > pH of wall to be below 12, if higher use of Smart Care Primero recommended.
- > Thinned paint should be consumed within 24 hrs of dilution. Accordingly it is recommended to thin down only necessary amount of paint. Post 24 hrs thinned paint may be susceptible for microbial attack.
- > Ensure not to use Chlorinated water for dilution.

SAFETY FEATURES

- > Kindly refer to the MSDS for Asian Paints Ultima Protek Duralife which gives detailed information on safety measures while handling the paint, which is available on request.
- > Store the container with the lid tightly closed in an upright position, in a cool, dry place
- > Keep out of reach of children and away from eatables.
- > May be harmful if swallowed. In case of ingestion seek immediate medical attention.
- > Wear eye protection during application. In case of contact with eyes, rinse immediately with plenty of water and seek medical advice.
- > In case of skin contact immediately wash skin with soap and plenty of water. Get medical attention if irritation develops or persists.
- > Do not breathe vapour or spray. It is recommended to wear suitable nose pad during sanding and surface preparation to avoid dust inhalation.
- > Do not pour leftover paint down the drain or in water courses.
- > In the event of spills, contain spillage using sand or earth.
- > No added Lead, Mercury or Chromium compounds.
- > Left-Over Paint Disposal: Left-over paint/drums should not be disposed in soil/drains. Consumers should consult a local recycling agency for proper disposal of paint/drums.