asianpaints

PRODUCT CODE 0050

Apcolite Advanced Hi-Gloss Enamel

Asian Paints Apcolite Advanced Hi-Gloss Enamel imparts a shiny new look which offers high gloss and non-yellowing protection to the surface, which ensure the shades stay the same for a longer time. It forms a tough film that is highly resistant to household stains.

SOLVENT BASED

asianpaints
LEAD FREE*GUARANTEE

* All Asian Paints products contain no added Lead, Mercury, Arsenic or Chromium from April 2008.

PRODUCT BENEFITS

High Gloss Finish
Apcolite Advanced Hi-Gloss Enamel gives superior mirror like gloss for your doors, windows, grills & gates

Non-Yellowing
Apcolite Advanced Hi-Gloss Enamel offers superior non-yellowing performance which ensures the shades stay the same for a longer time, without yellowing

Stain Gaurd
Apcolite Advanced Hi-Gloss Enamel is a highly washable paint, thus you can wipe off most common household stains easily

PRODUCT FEATURES

WASHABILITY

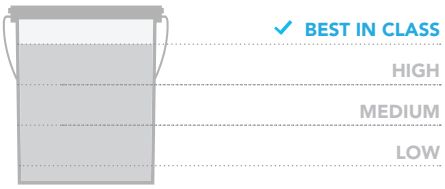

COLOURS AVAILABLE

953*

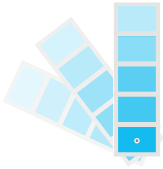

*Currently available in 953 shades as per the Colourworld Fandeck

COVERAGE

On smooth masonry surface by brushing

1 COAT
180 - 200 sq. ft / ltr**

2 COATS
90 - 100 sq. ft / ltr**

AVAILABLE PACKS



Shelf life: 3 years from date of manufacture, in original tightly closed containers away from direct sunlight and excessive heat.

FINISH

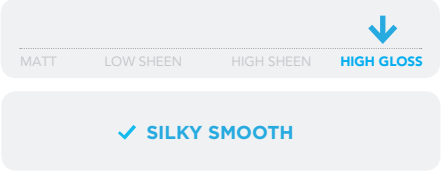

Refer to sheen levels in technical details

**Actual coverage may vary from the quoted coverage due to factors such as method and condition of application and surface roughness and porosity.

HOW TO APPLY

PRE PAINTING STEPS







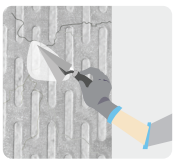

PLASTER New masonry surfaces must be allowed to cure completely. It is recommended to allow 28 days as the curing time for new masonry surfaces.

CLEANING Surface should be free from any loose paint, dust or grease. Growths of fungus, algae or moss should be removed by wire brushing and water. In case of areas having excessive dampness use Asian Paints DampBlock to limit further dampness. When the underlying surface exhibits chalkiness, in spite of thorough surface cleaning, use Asian Paints SmartCare Exterior Sealer.

FILLING FOR CRACKS For filling masonry upto 3mm use Asian Paints SmartCare Crack Seal.

FILLING FOR HOLES & DENTS
In case of dents and holes use Asian Paints Acrylic Wall Putty or white cement and fine sand in the ratio 1:3.

Asian Paints Apcolite Advanced Hi-Gloss Enamel should not be applied on surfaces / substrates that are subjected to continuous seepage or dampness.

PAINT APPLICATION PROCESS

APPLICATION	CODE	THINNER	DILUTION %	APPLICATION VISCOSITY[1]	RECOATING PERIOD
STEP 1 SANDING	SAND THE SURFACE WITH SAND PAPER 180 AND WIPE CLEAN				
STEP 2 METAL PRIMER (METAL) / DECOPRIME ST (MASONRY) / WOOD PRIMER (WOOD)	0005 0359 0007	MTO*	BRUSH 4 - 10 SPRAY 12 - 15	BRUSH 30 - 40 SPRAY 20 - 25	6 - 8 HRS
STEP 3 KNIFING PASTE FILLER (METAL / WOOD) WALL PUTTY (MASONRY) PUTTY KNIFE	0016 1354	MTO OR WATER	BASED ON REQUIREMENT	BASED ON REQUIREMENT	6 - 8 HRS 4 - 6 HRS
STEP 4 SANDING	SAND THE SURFACE WITH SAND PAPER 180 AND WIPE CLEAN				
STEP 5 METAL PRIMER (METAL) / DECOPRIME ST (MASONRY) / WOOD PRIMER (WOOD)	0005 0359 0007	MTO*	BRUSH 5 - 10 SPRAY 10 - 15	BRUSH 30 - 40 SPRAY 20 - 25	6 - 8 HRS
STEP 6 SANDING	SAND THE SURFACE WITH SAND PAPER 320 AND WIPE CLEAN				
STEP 7 FIRST COAT APCOLITE ADVANCED HI-GLOSS ENAMEL BRUSH / ROLLER / SPRAY	0050	MTO*	BRUSH 5 - 10 SPRAY 10 - 15	BRUSH 55 - 60 SPRAY 22 - 25	16 HRS
STEP 8 SECOND COAT APCOLITE ADVANCED HI-GLOSS ENAMEL BRUSH / ROLLER / SPRAY	0050	MTO*	BRUSH 4 - 8 SPRAY 4 - 8	BRUSH 55 - 60 SPRAY 22 - 25	16 HRS

1. As measured through a Ford cup. 2. Recoat period is quoted for 25°C and 50% Relative Humidity, these may vary under different conditions.
* Mineral Turpentine Oil 3. Ensure that the metal substrates are free from oil, grease and rust before paint application.

HOW TO CHOOSE COLOURS

Browse through Asian Paints colour tools to help you find the right colour combination

COLOUR SPECTRA FAN DECK*

APCOLITE ADVANCED HI-GLOSS ENAMEL SHADE CARD

***These shades are for reference only. Please refer to the Colour Spectra or Colour Palette for correct shade reference**

ADDITIONAL INFORMATION

POST PAINTING CARE

For the best performance of the paint, ensure proper washing and cleaning of all algal and fungal growth, if any, at regular intervals of six months.

TECHNICAL DETAILS

a. Drying time: Surface dry time 3 hrs
b. Gloss levels: 75 - 85 on tin plate at 20 Deg Gloss Head
c. 1s101/1987 Part 1 Sec 6: > 30° C [> 85 ° F]
d. Stability of thinned paint: To be used within 24 hours

PRECAUTIONS

- Do not apply when ambient temperature is less than 10°C or if the temperature might drop to this level within 4 hrs of application.
- Do not over-thin or over-extend the brush.
- Tint using Asian Paints machine colourants only
- Stir well and strain before use.
- Tinted paints need thorough shaking immediately after tinter addition as well as before use.

SAFETY FEATURES

- Kindly refer to the MSDS for Asian Paints Apcolite Advanced Hi-Gloss Enamel which gives detailed information on safety measures while handling the paint, which is available on request.
- Store the container with the lid tightly closed in an upright position, in a cool, dry place.
- Keep out of reach of children and away from eatables.
- May be harmful if swallowed. In case of ingestion seek immediate medical attention.
- Wear eye protection during application. In case of contact with eyes, rinse immediately with plenty of water and seek medical advice.
- In case of skin contact immediately wash skin with soap and plenty of water. Get medical attention if irritation develops or persists.
- Do not breathe vapour or spray.It is recommended to wear suitable nose pad during sanding and surface preparation to avoid dust inhalation
- Do not pour leftover paint down the drain or in water courses.
- In the event of spills, contain spillage using sand or earth.
- No added Lead, Mercury or Chromium compounds.

Version No. VN01/05/2015