

PRODUCT CODE 5728

## Apex Ultima Europa

Apex Ultima Europa is a waterbased natural paint with graphene technology for exteriors. Its ideal for decorating your exteriors with unique matt finish giving it a european look.



WATER BASED

asianpaints

LEAD FREE\* GUARANTEE

\* All Asian Paints products contain no added Lead, Mercury, Arsenic or Chromium from April 2008.


### PRODUCT BENEFITS

Apex Ultima Europa has the following benefits:

- a) Unique Bright matt look
- b) Absorbs CO<sub>2</sub> (6.2 kg per 20 liters)
- c) Breathable. Avoids Condensation
- d) Free of VOCs and Formaldehyde Emissions

### PRODUCT FEATURES

#### BRIGHT MATT LOOK



#### AVAILABLE PACKS

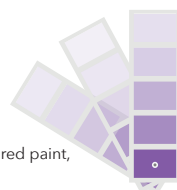


Available in pots of 1 litre and 20 litres. Inquire about other formats.

#### COLOURS AVAILABLE

200\*

\*Offered in matte white. For coloured paint, more than 200 shades available.



#### STORAGE

Keep in original pack, closed and in a cool and dry place. Keep from freezing and avoid direct sun exposure. Unopened, it may be conserved for at least 24 months. The product may thicken without losing its properties; shake well before use. If too thick add 10-15% Water and shake it well before use or tinting.

#### COVERAGE

On normal masonry surface by brushing




2 COATS

50-60 sq. ft. / ltr  
4.6 - 5.6 sq. mtr. / ltr

\*\*Coverage depends on the type, texture and absorption of the substrate. The exact consumption must be determined by means of a sample of the job.

### HOW TO APPLY

#### PRE PAINTING STEPS



**PLASTER** New masonry surfaces must be allowed to cure completely. It is recommended to allow 28 days as the curing time for new masonry surfaces.



**CLEANING** Surface should be free from any loose paint, dust or grease. Growths of fungus, algae or moss should be removed by wire brushing and water. In case of areas having excessive dampness use Asian Paints SmartCare DampBlock to limit further dampness.



**FILLING FOR CRACKS** For filling cracks upto 3mm use Asian Paints SmartCare Crack Seal.



**FILLING FOR HOLES & DENTS** In case of dents and holes use Asian Paints Wall Putty or a mix of white cement and fine sand in the ratio 1:3.

**For exterior surfaces or substrates that are subjected to continuous seepage or dampness, kindly use Asian Paints SmartCare DampProof, before the top coat application.**

#### PAINT APPLICATION PROCESS

APPLICATION	PRODUCT CODE	THINNER	DILUTION % (BY VOLUME)	RECOATING PERIOD <sup>2</sup> (HOURS)
STEP 1 ASIAN PAINTS WALL PUTTY (OPTIONAL)	0079	WATER	BASED ON REQUIREMENT TO FORM PASTE	4 HOURS
STEP 2 EXTERIOR WALL PRIMER BRUSH / ROLLER / SPRAY	0065	WATER	100%	24 HOURS
HORIZONTAL SURFACES LIKE TOP OF WINDOWS, LEDGES SHOULD BE PAINTED WITH 3 COATS OF APEX ULTIMA EUROPA FOR GREATER PROTECTION				
APPLICATION OF PRIMER IS MANDATORY				
STEP 3 FIRST COAT APEX ULTIMA EUROPA ROLLER / SPRAY	5728	WATER	35 - 40%	4 - 6 HOURS
STEP 4 SECOND COAT APEX ULTIMA EUROPA ROLLER / SPRAY	5728	WATER	35 - 40%	4 - 6 HOURS

1. Recoat period is quoted for 25°C and 50% Relative Humidity, these may vary under different conditions.  
2. Some shades may require 3 coats for proper hiding.

## HOW TO CHOOSE COLOURS

Browse through Asian Paints colour tools to help you find the right colour combination

COLOUR SPECTRA FAN DECK\*



APEX ULTIMA EUROPA  
SHADE CARD



## ADDITIONAL INFORMATION

### POST PAINTING CARE

For the best performance of the paint, ensure proper washing of the painting surface and cleaning of all algal and fungal growth, if any, at regular intervals of six months. For any further information, please

### TECHNICAL DETAILS

- a. Drying time: Surface dry time 30 minutes
- b. Sheen levels: Matt paint
- c. Flash point IS101/1987 Part 1, Sec 6: NA
- d. Stability of thinned paint: To be used within 24 hours
- e. Zero Voc

### PRECAUTIONS

Do not apply when ambient temperature is less than 10°C or if the temperature might drop to this level within 4 hours of application.

Do not over-thin or over-extend the brush.

Tint using Asian Paints machine colourants only.

Stir well and strain before use.

Tinted paints need thorough shaking immediately after tinter addition as well as before use.

For extremely rough surface: Application by brush is recommended to ensure all the grooves are covered well. Paint will not cover existing cracks, proper care to be taken to ensure the cracks are filled first and then topcoat is applied.

For surfaces having heavy algal infestation, proper cleaning followed by application of BIO BLOCK is mandated.

Primer coat or only one coat of topcoat should not be kept exposed in monsoon. Complete application before monsoon to be ensured.

Specially in pre-monsoon season, horizontal surface to be coated first and then vertical. This will help reduce the streak marks of algal growth if any.

For best performance ensure that the surface is dry. On moisture meter it should be under the green zone. In case it is in Red zone, find out the source of water and address it before painting.

pH of wall to be below 12.

It is recommended to protect the painted surface from rain at least for 4 days.

Avoid cleaning and/or rubbing the paint for a month from application of the paint.

Do not apply thick coat otherwise micro crack can appear.

Do not apply to surfaces in constant contact with water. In case of rain, let the substrate dry for at least 48 hours before applying. It is recommended to protect the treated surface from rain until application of the coating. The parts that are not going to be treated must be protected (glass, wood, etc.). Do not mix with other products or specific properties may change.

### SAFETY FEATURES

**AVOID CONTACT WITH PAINT WITH BARE HANDS. IT MIGHT CAUSE BURNING SENSATION. RATHER, USE A SPATULA OR WOODEN/ METAL STIRRER TO MIX THE MATERIAL. IF NECESSARY, USE GLOVES TO AVOID CONTACT WITH SKIN.**

Kindly refer to the MSDS for Asian Paints Ultima Europa which gives detailed information on safety measures while handling the paint, which is available on request.

Store the container with the lid tightly closed in an upright position, in a cool, dry place. Keep out of reach of children and away from eatables.

May be harmful if swallowed. In case of ingestion seek immediate medical attention.

Wear eye protection during application. In case of contact with eyes, rinse immediately with plenty of water and seek medical advice.

In case of skin contact immediately wash skin with soap and plenty of water. Get medical attention if irritation develops or persists.

Do not breathe vapour or spray. It is recommended to wear suitable nose pad during sanding and surface preparation to avoid dust inhalation.

Do not pour leftover paint down the drain or in water courses.

In the event of spills, contain spillage using sand or earth.

No added Lead, Mercury or Chromium compounds.

Left-Over Paint Disposal: Left-over paint/drums should not be disposed in soil/drains.

Consumers should consult a local recycling agency for proper disposal of paint/drums.