PRODUCT CODE 0065

Exterior Wall Primer

Asian Paints Exterior Wall Primer is a water-based wall coating suitable for application on exteriors as an undercoat to exterior emulsions.



PRODUCT BENEFITS

1. Excellent opacity and whiteness
2. Improves appearance of top coat
3. Does not chalk and can be applied on adequately cured fresh plaster
4. Does not require curing with water
5. Provides excellent adhesion to top coat emulsions
6. Prevents peeling off of top coat emulsions

WATER BASED

asianpaints
LEAD FREE* GUARANTEE

* All Asian Paints products contain no added Lead, Mercury, Arsenic or Chromium from April 2008.

PRODUCT FEATURES

AVAILABLE PACKS

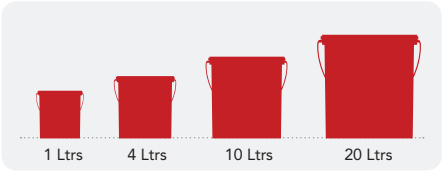

Shelf life: 3 years from date of manufacture in original tightly closed containers away from direct sunlight and excessive heat.

COLOURS AVAILABLE

White*

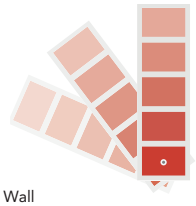

Please note: Asian Paints Exterior Wall Primer is an undercoat

COVERAGE

On smooth masonry surface by brushing



1 COAT

120 - 140 sq.ft/ltr**

DRYING TIME TO RECOAT

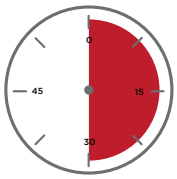

4-5 HOURS

RECOMMENDED USAGE



It can be used on all types of exterior cement plasters, exterior ceilings, asbestos sheets, concrete and existing painted surfaces.

HOW TO APPLY

PRE PAINTING STEPS









PLASTER New masonary surfaces must be allowed to cure completely. It is recommended to allow 28 days as the curing time for new masonary surfaces.

CLEANING Ensure that surface is completely free from all dirt, loosely held plaster, powdery residue, oil, grease or any other contamination. Any previous growth of fungus, algae or moss needs to be removed thoroughly by vigorous wire brushing and cleaning with water. One coat of Asian Paints SmartCare BioBlock is recommended to prevent further growth of algae, fungus or moss.

FILLING FOR CRACKS For filling cracks upto 3mm use Asian Paints Smart Care Crack Seal.

FILLING FOR HOLES & DENTS In case of dents and holes use Asian Wall Putty or white cement and fine sand in the ratio 1:3

APPLICATION PROCESS

APPLICATION	CODE	THINNER	DILUTION %	APPLICATION VISCOSITY[1]	RECOATING PERIOD
STEP 1 SANDING	SAND THE SURFACE WITH EMERY PAPER 180 AND WIPE CLEAN				
STEP 2 ASIAN WALL PUTTY (OPTIONAL) KNIFE / TROWEL	0079	WATER	40% - 50%	N/A	6 - 8 HRS
STEP 3 ASIAN PAINTS EXTERIOR WALL PRIMER BRUSH / ROLLER	0065	WATER	100%	BRUSH 15 -18 ROLLER 33	4 - 5 HRS
STEP 4 APPLICATION OF TOP COAT BRUSH / ROLLER	APPLY EMULSION COAT OVER EXTERIOR WALL PRIMER				

1. As measured through a Ford cup.
2. Recoat period is quoted for 25°C and 50% Relative Humidity, these may vary under different conditions.

ADDITIONAL INFORMATION

POST PAINTING CARE

Apply an emulsion coat over Exterior Wall Primer.

TECHNICAL DETAILS

a. Drying time: Surface dry time 30 min
b. Sheen levels: 15-35 at 35 deg GH
c. Flash point IS101/1987 Part 1, Sec 6: NA
d. Stability of thinned paint: To be used within 24 hours

PRECAUTIONS

- Do not apply when ambient temperature is less than 10°C or if the temperature might drop to this level within 4 hrs of application.
- Do not over-thin or over-extend the brush
- Do not use Apcolite Universal Stainers or any other colourants
- Stir well and strain before use
- In coastal areas, it is not recommended to leave the primer without the application of top coats for a long period of time

SAFETY FEATURES

- Kindly refer to the MSDS for Asian Paints Exterior Wall Primer which gives detailed information on safety measures while handling the paint.
- Store the container with the lid tightly closed in an upright position, in a cool, dry place
- Keep out of reach of children and away from food, drink
- May be harmful if swallowed. In case of ingestion seek immediate medical attention.
- Wear eye protection during application. In case of contact with eyes, rinse immediately with plenty of water and seek medical advice.
- In case of skin contact immediately wash skin with soap and plenty of water. Get medical attention if irritation develops or persists.
- Do not breathe vapour or spray.It is recommended to wear suitable nose pad during sanding and surface preparation to avoid dust inhalation
- Do not pour leftover paint down the drain or in water courses.
- In the event of spills, contain spillage using sand or earth.
- Safety Data Sheet available on request.
- No added Lead, Mercury or Chromium compounds

Version No. VN01/07/2012