

PRODUCT CODE 1111

Professional One Coat Premium Interior Emulsion

Asian Paints Professional One Coat Premium Interior Emulsion provides a matt finish to the wall with a single coat of application.



WATER BASED

asianpaints

LEAD FREE* GUARANTEE

* All Asian Paints products contain no added Lead, Mercury, Arsenic or Chromium from April 2008.

PRODUCT BENEFITS

One Coat Opacity

Professional One Coat Premium Interior Emulsion gives the desired opacity and hiding of the wall with just the application of one coat, resulting in faster work completion.

Ready to use consistency

It is supplied in ready to use consistency and can be applied as such without any need for dilution.

Offers matt and smooth finish

It offers a matt finish which helps in hiding surface undulations.

Easy cleanability for household stains

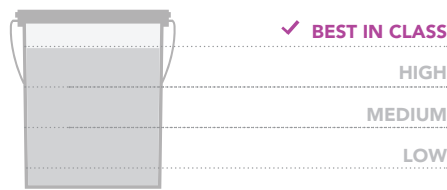
It has been fortified with stain guard technology that guards your walls against toughest household stains and ensures easy cleanability.

Good fungus and Mildew resistance

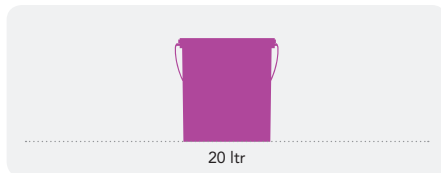
It is designed to protect your walls against unwanted fungus that can cause considerable damage.

PRODUCT FEATURES

WASHABILITY



AVAILABLE PACKS

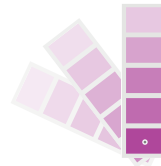


Shelf life: 3 years from date of manufacture in original tightly closed containers away from direct sunlight and excessive heat.

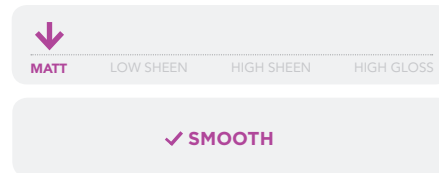
COLOURS AVAILABLE

800+*

*Currently available in more than 800 shades as per the Asian Paints Colour Spectra.



FINISH



Refer to sheen levels in technical details.

COVERAGE


When applied with Short Nap Felt Roller



**Actual coverage may vary from the quoted coverage due to factors such as application condition, surface preparation and porosity.

HOW TO APPLY

PRE PAINTING STEPS



PLASTER New masonry surfaces must be allowed to cure completely. It is recommended to allow 28 days as the curing time for new masonry surfaces.



CLEANING Surface should be free from any loose paint, dust or grease. Growths of fungus, algae or moss should be removed by wire brushing and water. In case of areas having excessive dampness use Asian Paints DampBlock to limit further dampness. When the underlying surface exhibits chalkiness, in spite of thorough surface cleaning, use Asian Paints Royale Wall basecoat.



FILLING FOR CRACKS For filling cracks upto 3mm use Asian Paints Crack Seal.



FILLING FOR HOLES & DENTS In case of dents and holes use Asian Paints Acrylic Wall Putty or Asian Paints Super Putty.

Professional One Coat Premium Interior Emulsion should not be applied on surfaces/substrates that are subjected to continuous seepage or dampness.

PAINT APPLICATION PROCESS

APPLICATION	CODE	THINNER	DILUTION %	APPLICATION VISCOSITY ¹	RECOATING PERIOD
STEP 1 SANDING					
SAND THE SURFACE WITH SAND PAPER 180 AND WIPE CLEAN					
STEP 2 PRIMER FIRST COAT	0359	MTO*	BRUSH / ROLLER 8 - 10 SPRAY 15 - 20	BRUSH / ROLLER 30 - 40 SPRAY 20 - 25	6 - 8 HRS
	0360	WATER	100 %		
STEP 3 PUTTY WORK	1354	WATER	BASED ON REQUIREMENT	N/A	4 - 6 HRS
STEP 4 SANDING					
SAND THE SURFACE WITH SAND PAPER 180 AND WIPE CLEAN					
STEP 5 PRIMER SECOND COAT	0359	MTO*	BRUSH / ROLLER 8 - 10 SPRAY 15 - 20	BRUSH / ROLLER 30 - 40 SPRAY 20 - 25	6 - 8 HRS
	0360	WATER	100 %		
STEP 6 SANDING					
LIGHT SAND THE SURFACE WITH SAND PAPER 320 AND WIPE CLEAN					
STEP 7 TOP COAT	1111	NA	NO DILUTION REQUIRED	READY TO USE CONSISTENCY	-

1. As measured through a Ford cup. 2. Recoat period is quoted for 25°C and 50% Relative Humidity, these may vary under different conditions. * Mineral Turpentine Oil.

HOW TO CHOOSE COLOURS

Browse through Asian Paints colour tools to help you find the right colour combination

COLOUR SPECTRA DECK*

INTERIOR COLOUR COMBINATIONS GUIDE

APCOLITE EMULSION RANGE SHADE CARD



*These shades are for reference only. Please refer to the Colour Spectra or Colour Palette for correct shade reference.

ADDITIONAL INFORMATION

TECHNICAL DETAILS

- a. **Drying time:** Surface dry time 30 min
- b. **Sheen levels:** <5 at 60 deg GH
- c. **Flash point IS101/1987 Part 1, Sec 6:** NA

PRECAUTIONS

- > Do not apply when ambient temperature is less than 10°C or if the temperature might drop to this level within 4 hrs of application.
- > Use of Royale Interior Roller 950 is recommended for smooth finish .For mild undulated surface use of Royale Interior Roller 980 is recommended.
- > Tint using Asian Paints machine colourants only.
- > Stir well and strain before use.
- > Tinted paints need thorough shaking immediately after tinter addition as well as before use.

SAFETY FEATURES

- > Kindly refer to the MSDS for Asian Paints Professional One Coat Premium Interior Emulsion which gives detailed information on safety measures while handling the paint, which is available on request.
- > Store the container with the lid tightly closed in an upright position, in a cool, dry place.
- > Keep out of reach of children and away from eatables.
- > May be harmful if swallowed. In case of ingestion seek immediate medical attention.
- > Wear eye protection during application. In case of contact with eyes, rinse immediately with plenty of water and seek medical advice.
- > In case of skin contact immediately wash skin with soap and plenty of water. Get medical attention if irritation develops or persists.
- > Do not breathe vapour or spray. It is recommended to wear suitable nose pad during sanding and surface preparation to avoid dust inhalation.
- > Do not pour leftover paint down the drain or in water courses.
- > In the event of spills, contain spillage using sand or earth.