

PRODUCT CODE 029

Royale Shyne

Asian Paints Royale Shyne Luxury Emulsion provides a smooth and luxurious finish with higher sheen.



WATER BASED

LEAD FREE* GUARANTEE

* All Asian Paints products contain no added Lead, Mercury, Arsenic or Chromium from April 2008.

PRODUCT BENEFITS

Green Assure

The promise of Green Assure from Asian Paints, implies that this product conforms to strict international environmental and safety standards. Low VOC standards and the absence of any harmful chemical results in very low odour.

Teflon™ Surface Protector

Teflon™ Surface Protector, fortifies your walls against tough stains, increases durability and reinforces the strength of the paint film. With this quality accreditation of Teflon, Royale is comparable to the best interior emulsions across the world. Teflon Surface Protector has enhanced stain resistance that protects your walls for all kind of stains. The toughest household stains like

turmeric and ink are reduced to a large extent, while water based stain like tea, coffee etc are completely removed.

Hi-Sheen finish

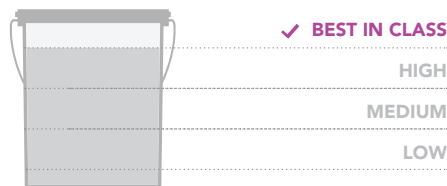
Smooth hi-sheen finish offers an enhanced radiance on the walls making your home more attractive.

Anti-Bacterial and Anti-Fungal Shield

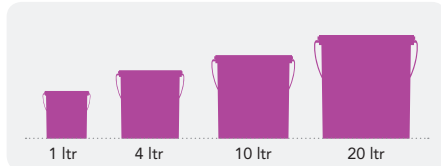
Royale Shyne is designed to prevent fungal growth on walls. It also offers a unique anti-bacterial shield that kills $\geq 99\%$ of microorganisms as per Japanese Industrial Standard Z - 2801.

PRODUCT FEATURES

WASHABILITY



AVAILABLE PACKS



3 years shelf life from date of manufacture in original tightly closed containers away from direct sunlight and excessive heat. Diluted paints to be used within 12 hours"

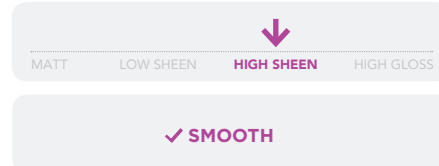
COLOURS AVAILABLE

1750+*



**Currently available in more than 1750 shades as per the Asian Paints Colour Spectra.

FINISH



Refer to sheen levels in technical details

COVERAGE


On normal masonry surface after brushing



**Actual coverage may vary from the quoted coverage due to factors such as method and condition of application and surface roughness and porosity.

HOW TO APPLY

PRE PAINTING STEPS



PLASTER New masonry surfaces must be allowed to cure completely. It is recommended to allow 28 days as the curing time for new masonry surfaces.



CLEANING Surface should be free from any loose paint, dust or grease. Growths of fungus, algae or moss should be removed by wire brushing and water. In case of areas having excessive dampness use Asian Paints DampBlock to limit further dampness. When the underlying surface exhibits chalkiness, in spite of thorough surface cleaning, use Asian Paints Exterior Sealer.



FILLING FOR CRACKS For filling cracks upto 3mm use Asian Paints SmartCare Exterior Sealer.



FILLING FOR HOLES & DENTS Use Asian Paints Acrylic Wall Putty or white cement and fine sand in the ratio 1:3.

For interior surfaces or substrates that are subjected to continuous seepage or dampness, kindly use Asian Paints SmartCare Damp Block before the top coat application.

PAINT APPLICATION PROCESS

APPLICATION	CODE	THINNER	DILUTION %	APPLICATION VISCOSITY*	RECOATING PERIOD
STEP 1 SANDING SAND THE SURFACE WITH SAND PAPER 180 AND WIPE CLEAN					
0359	MTO*	BRUSH / ROLLER 8 - 10 SPRAY 15 - 20	BRUSH / ROLLER 30 - 40 SPRAY 20 - 25	6 - 8 HRS	
0360	WATER	80% - 100 %	BRUSH / ROLLER 30 - 40 SPRAY 20 - 25	4 - 6 HRS	
STEP 3 ACRYLIC WALL PUTTY PUTTY KNIFE 1354 WATER BASED ON REQUIREMENT N/A 4 - 6 HRS					
STEP 4 SANDING SAND THE SURFACE WITH SAND PAPER 180 AND WIPE CLEAN					
0359	MTO*	BRUSH / ROLLER 8 - 10 SPRAY 15 - 20	BRUSH / ROLLER 30 - 40 SPRAY 20 - 25	6 - 8 HRS	
0360	WATER	80% - 100 %	BRUSH / ROLLER 30 - 40 SPRAY 20 - 25	4 - 6 HRS	
STEP 6 SANDING SAND THE SURFACE WITH SAND PAPER 180 AND WIPE CLEAN					
0029	WATER	BRUSH / ROLLER 40 - 45 SPRAY 65	BRUSH / ROLLER 30 - 35 SPRAY 22 - 25	3 - 4 HRS	
0029	WATER	BRUSH / ROLLER 40 - 45 SPRAY 65	BRUSH / ROLLER 30 - 35 SPRAY 22 - 25	3 - 4 HRS	

1. As measured through a Ford cup.
2. Recoat period is quoted for 25°C and 50% Relative Humidity, these may vary under different conditions.
* Mineral Turpentine Oil

HOW TO CHOOSE COLOURS

Browse through Asian Paints colour tools to help you find the right colour combination

COLOUR SPECTRA FAN DECK*



INTERIOR COLOUR COMBINATIONS GUIDE



ROYALE BOOK OF COLOURS



ROYALE SHYNE SHADE CARD



*These shades are for reference only. Please refer to the Colour Spectra or Colour Palette for correct shade reference

ADDITIONAL INFORMATION

VOC CONTENT



LOW VOC CONTENT

Asian Paints Royale Shyne Luxury emulsion meets the LEEDS VOC criteria as per Indian Green Building Council version 1.0 as tested at Shriram Institute for Industrial Research.

PRECAUTIONS

- › Do not apply when ambient temperature is less than 10°C or if the temperature might drop to this level within 4 hrs of application.
- › Do not over-thin or over-extend the brush.
- › Tint using Asian Paints machine colourants only
- › Stir well and strain before use.
- › Tinted paints need thorough shaking immediately after tinter addition as well as before use.

POST PAINTING CARE

- › The Golden rule for removing any wall stains is that one should remove it immediately.
- › Remove all dirt using a clean cloth or duster. Always remove dirt from top to bottom, this helps in avoiding loose dirt to smudge the walls.
- › For regular household stains like pencil, tea, coffee, crayons etc, use 5% soap/ detergent solution. Use a sponge to remove the stains.
- › In case of tough stains like turmeric, sketch pen, use a mild detergent solution (e.g Pril, Vim Liquid etc) for cleaning the stains.

SAFETY FEATURES

- › Kindly refer to the MSDS for Asian Paints Royale Shyne which gives detailed information on safety measures while handling the paint, which is available on request.
- › Store the container with the lid tightly closed in an upright position, in a cool, dry place
- › Keep out of reach of children and away from eatables.
- › May be harmful if swallowed. In case of ingestion seek immediate medical attention.
- › Wear eye protection during application. In case of contact with eyes, rinse immediately with plenty of water and seek medical advice.
- › In case of skin contact immediately wash skin with soap and plenty of water. Get medical attention if irritation develops or persists.
- › Do not breathe vapour or spray. It is recommended to wear suitable nose pad during sanding and surface preparation to avoid dust inhalation.
- › Do not pour leftover paint down the drain or in water courses.
- › In the event of spills, contain spillage using sand or earth.
- › No added Lead, Mercury or Chromium compounds.

TECHNICAL DETAILS

- a. Drying time:** Surface dry time 30 min
- b. Sheen levels:** 14 - 24 at 60 deg GH
- c. Flash point IS101/1987 Part 1, Sec 6:** NA
- d. Stability of thinned paint:** To be used within 24 hours