

PRODUCT CODE 5610

SmartCare Damp Block 2K

SmartCare Damp Block 2K is a two component acrylic polymer-modified cementitious high performance coating. This product can be used for both positive & negative side waterproofing due to its excellent bonding, good waterproofing and unmatched resistance to hydrostatic pressure.

PRODUCT BENEFITS

Water Proofing

Resists up to 5 bars of positive hydrostatic pressure

Elongation

Highly elastic film which provides elongation up to 100%

Anti-Efflorescence

Provides lasting protection against efflorescence

Anti-Carbonation

It protects concrete against carbonation

Seamless Coat

Forms a seamless coat without any joints

Adhesion

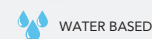
Excellent bond strength with cementitious substrates

High Solid Content

Acrylic Polymer with high solid content

Usage

Easy to apply



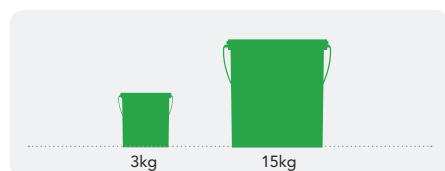
asianpaints
LEAD FREE* GUARANTEE

* All Asian Paints products contain no added Lead, Mercury, Arsenic or Chromium from April 2008.



PRODUCT FEATURES

AVAILABLE PACKS



Shelf life: 12 months from the date of manufacturing in unopened condition. Store in a cool & dry place.

COLOURS AVAILABLE

Off White

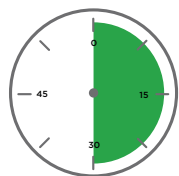


COVERAGE


2 COATS

7.5 - 8 sq.ft/kg


DRYING TIME TO TOUCH



4-6

HOURS

RECOMMENDED USAGE



Masonry surface: Brick walls/concrete slabs subjected to damage from moisture/efflorescence



Waterproofing of sunken areas: Bathrooms, toilets, balconies etc.

HOW TO APPLY

PRE PAINTING STEPS



SURFACE PREPERATION Surface under treatment should be strong enough, clean and free from oil or loose materials. Masonry surface should be fully cured prior to application. In case of efflorescence, cement plaster should be removed from the affected areas up till the brick level. Surface cracks (< 3mm) must be filled with SmartCare Crack Seal. Bigger cracks, damaged portions and hollow areas must be repaired with polymer modified cement mortars. Prior to application the surface must be in Saturated Surface Dry (SSD) condition.



MIXING Add powder to liquid (2 parts powder & 1 part liquid) slowly while stirring. In case of bulk volume use mechanical stirrer. Mix the entire quantity until a smooth homogeneous slurry without lump is achieved. Keep the slurry undisturbed for 5-6 minutes to release entrapped air during mixing.

APPLICATION PROCESS

APPLICATION
PROCEDURE
STEP 1

Apply SmartCare Damp Block 2K slurry by brush or roller over SSD masonry/brick surface

STEP 2

Allow the 1st coat to dry for 4-6 hrs (drying depends on ambient temperature) and then apply 2nd coat

STEP 3

The 1st coat & 2nd coat must be applied in perpendicular direction for better results

STEP 4

Achieve a coverage of 15 sq.ft./kg/coat

STEP 5

If the application is being done on bricks, overlay of cementitious screed within 24 to 48 hrs. For screeding use SmartCare Vitalia as an integral waterproofing compound

STEP 6

It is essential to cure SmartCare Damp Block 2K/overlay screed for a minimum of 3 to 5 days to ensure full cement hydration

ADDITIONAL INFORMATION

POST PAINTING CARE

For the best performance of the paint, ensure proper washing and cleaning of all algal and fungal growth, if any, at regular intervals of six months.

PRECAUTIONS

- Do not add water to Smart Care Damp Block 2K during mixing/application
- At least 3 to 5 days curing is required.
- Always add powder to polymer, to ensure the mixture is free of lumps.
- Do not cure by flooding with water or conduct any ponding test before it gets completely cured.
- In case of fresh concrete/masonry substrate – the surface must be cured for 28 days before application.
- Overlaying of cementitious screed/plaster must be done within 24 to 48 hrs.

SAFETY FEATURES

- Kindly refer to the MSDS for Asian Paints SmartCare Damp Block 2K which gives detailed information on safety measures.
- Store the container with the lid tightly closed in an upright position, in a cool & dry place.
- Keep out of reach of children and away from eatables.
- May be harmful if swallowed. In case of ingestion seek immediate medical attention.
- Wear eye protection during application. In case of contact with eyes, rinse immediately with plenty of water and seek medical advice.
- In case of skin contact immediately wash skin with soap and plenty of water. Get medical attention if irritation develops or persists.
- Do not breathe vapour or spray. It is recommended to wear suitable nose pad during sanding and surface preparation to avoid dust inhalation.
- Do not pour leftover paint down the drain or in water courses.
- In the event of spills, contain spillage using sand or earth.
- No added Lead, Mercury or Chromium compounds.

TECHNICAL DETAILS

Properties	Specification	Results
Mix ratio (Powder : Liquid), parts by weight		2:1
Surface Dry time, minutes	ASTM D 1640	45
Recoatability time, Hrs		4 – 6
Cure time after 2nd coat, days		3 – 5
Positive Hydrostatic Pressure	DIN 1048	Resist up to 5 Bar Pressure
Negative Hydrostatic Pressure		Resist upto 4 Bar Pressure
Elongation at break, %	ASTM D 412	100 %
Adhesion strength, MPa	ASTM D 4541	0.8
Crack Bridging	ASTM D 4548.5	No cracking up to 1.2 mm
Reduction of rapid chloride	ASTM C 1202	70
Water Vapor Permeance, Perms	ASTM E 96	0.3