

PRODUCT CODE 1051

SmartCare Damp Block

Asian Paints SmartCare Damp Block is a polymer modified, flexible cementitious waterproof coating. It is a single pack high performance cementitious product formulated with elastic waterproofing polymers, nano technology based additives and crystalline technology.



WATER BASED

asianpaints

LEAD FREE* GUARANTEE

* All Asian Paints products contain no added Lead, Mercury, Arsenic or Chromium from April 2008.

PRODUCT BENEFITS

Water Proofing

Resists 4 bars negative hydrostatic pressure.

Crystalline & Nano Technology

Forms insoluble crystals inside plaster to block the water pathways. Contains nano sized particles to block the pores.

Flexibility

Able to accommodate minor plaster movements.

Adhesion

Excellent bond strength with cementitious substrates.

Water Vapour Breathability

Breathable enough to allow water vapour to pass while blocking liquid water, thus preventing vapour pressure build up,

Usage

Single pack and easy to apply.

PRODUCT FEATURES

AVAILABLE PACKS



Shelf life: 1 year from date of manufacture in original tightly closed containers away from direct sunlight and excessive heat.

COLOURS AVAILABLE

Off White



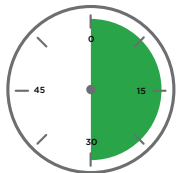
COVERAGE

On sound plaster using trowel




7.5 sq.ft/kg

DRYING TIME TO TOUCH



4-6 HOURS

RECOMMENDED USAGE



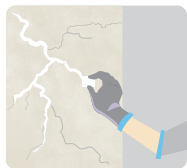
Can be used for damp interior walls adjacent to bathroom, kitchen and exteriors, walls affected by ground rising dampness and walls affected by efflorescence

HOW TO APPLY

PRE PAINTING STEPS



CLEANING Surface should be free from any loose paint, dust or grease. Remove old paint, putty or existing POP using chisel, wire brush. Ensure you reach the cement plaster before product application.



REPAIRING Re-plaster if existing plaster is in very poor condition. Repair the concerned area to stop the source of dampness.



FILLING FOR CRACKS For filling cracks upto 3mm use Asian Paints Crack Seal.

APPLICATION PROCESS

APPLICATION	CODE	THINNER	DILUTION %	APPLICATION VISCOSITY*	RECOATING PERIOD
STEP 1 SELF PRIMING SMARTCARE DAMP BLOCK BRUSH	1051	WATER	100%	N/A	4 - 6 HRS
STEP 2 FIRST COAT SMARTCARE DAMP BLOCK PUTTY KNIFE / TROWEL	1051	WATER	33%	N/A	4 - 6 HRS
STEP 3 SECOND COAT SMARTCARE DAMP BLOCK PUTTY KNIFE / TROWEL	1051	WATER	33%	N/A	4 - 6 HRS
STEP 4 LEVELING	LEVEL THE WALL USING ASIAN PAINTS WALL PUTTY				
STEP 5 PRIMER AND TOP COAT	CONTINUE NORMAL PAINTING USING PRIMER AND TOPCOAT				

1. Apply Damp Block at least 2 feet beyond in all directions from the affected area.
2. Apply an additional coat of Damp Block in case of severe dampness.
3. For best results, strictly follow the dilution and forced coverage requirements.

ADDITIONAL INFORMATION

POST PAINTING CARE

For the best performance of the paint, ensure proper washing and cleaning of all algal and fungal growth, if any, at regular intervals of six months.

TECHNICAL DETAILS

a. Form: Single pack powder

b. Mix Density: 1.57

c. Open time: Up to 2 hours

d. Application temperature: 5°C (being cement based, curing will prolong at lower temperature)

e. Cleaning tools: With water immediately after use

PRECAUTIONS

- › Apply only on cementitious plaster and not on POP, putty or existing paint.
- › Not designed for application on ceiling affected due to seepage from toilets upstairs. It is recommended to go to the source and apply the product in the sunken areas.
- › Always add powder to water, not reverse to ensure the mixture is free of lumps.
- › Mix only enough mixture that can be consumed within 2 hours.
- › For best results, arrest the source of water before applying Damp Block.

SAFETY FEATURES

- › Kindly refer to the MSDS for Asian Paints SmartCare Damp Block which gives detailed information on safety measures while handling the paint, which is available on request.
- › Store the container with the lid tightly closed in an upright position, in a cool, dry place
- › Keep out of reach of children and away from eatables.
- › May be harmful if swallowed. In case of ingestion seek immediate medical attention.
- › Wear eye protection during application. In case of contact with eyes, rinse immediately with plenty of water and seek medical advice.
- › In case of skin contact immediately wash skin with soap and plenty of water. Get medical attention if irritation develops or persists.
- › Do not breathe vapour or spray. It is recommended to wear suitable nose pad during sanding and surface preparation to avoid dust inhalation
- › Do not pour leftover paint down the drain or in water courses.
- › In the event of spills, contain spillage using sand or earth.
- › No added Lead, Mercury or Chromium compounds.