

PRODUCT CODE 5465

## SmartCare Instant Leak Stop

Smart Care Instant Leak Stop is one component instant leak plugging compound. It is composed of special cement, properly graded fillers & additives which set very fast, when contact with water. It is ideal for instantaneous sealing of leaks and plugging wet cracks in concrete and masonry surfaces. It is specially formulated to stop the flow of running water.

### PRODUCT BENEFITS

- Quick Setting
- Excellent bond to masonry substrate
- Stop the leaking/dripping of water, until the final repair is carried out
- Effective wet crack sealing in concrete and masonry surfaces



WATER BASED

asianpaints


LEAD FREE\* GUARANTEE



\* All Asian Paints products contain no added Lead, Mercury, Arsenic or Chromium from April 2008.

### PRODUCT FEATURES

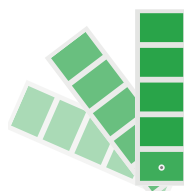
#### AVAILABLE PACKS



Shelf life: 3 years from date of manufacture in original tightly closed containers away from direct sunlight and excessive heat.

#### COLOURS AVAILABLE


Grey



#### ATTRIBUTES

Quick Setting  
High initial strength  
Easy to apply  
Waterproof

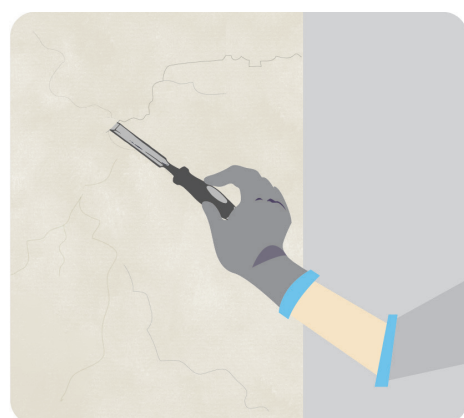
### RECOMMENDED USAGE



Concrete Piping | Basements, Foundations etc. | RCC Water Tanks | Lift Pits | Concrete/Brick Tunnel Linings

### HOW TO APPLY

#### APPLICATION PROCESS



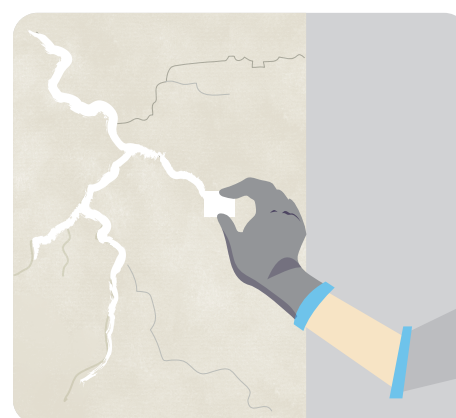
##### SURFACE PREPARATION

Identify the source of leakage and make groove to expose this area. open the crack by chisel or scrapper to make wider & deeper V shape groove.



##### APPLICATION

Identify the exact source of leakage and close with finger or hand. Take a handful of Smart Care Instant Leak Stop powder and hold it against the source of leakage. By removing finger



slowly from the source. The powder will get wet due to water coming out and will harden within 3 minutes. Hold for a few more seconds for best results.

## ADDITIONAL INFORMATION

### POST PAINTING CARE

Application on wet area, where one can apply DampBlock 2K. In such case, remove paint system till plaster and spread dry powder over wet surface, allow to dry so that surface will be ready for DampBlock 2K.

### PRECAUTIONS

- › Do not apply on metal or plastic tanks.
- › As this is temporary solution to stop running water, the major repair can be done during yearly maintenance / restructuring work.
- › Ensure that the product is applied at least 6 inches inside the drain pipe.
- › For best results, apply material at more thickness so it should not wash out.

### TECHNICAL DETAILS

**a. Physical appearance:** Free flowing powder

**b. Color:** Grey

**c. Water to Powder ratio:** 30 - 35 : 100

**d. Fresh mix density:** 1.68 g/ml

**e. Setting time:** 60 sec

**f. Compressive Strength:**

After 2 hours - 3.46 Mpa

After 4 hours - 4.1 Mpa

After 6 hours - 5.00 Mpa

After 24 hours - 9.2 Mpa

After 3 days - 15.6 Mpa

After 7 days - 21.4 Mpa

After 28 days - 26.5 Mpa

### SAFETY FEATURES

- › Kindly refer to the MSDS for Asian Paints SmartCare Instant Leak Stop which gives detailed information on safety measures while handling the paint, which is available on request.
- › Store the container with the lid tightly closed in an upright position, in a cool, dry place
- › Keep out of reach of children and away from eatables.
- › May be harmful if swallowed. In case of ingestion seek immediate medical attention.
- › Wear eye protection during application. In case of contact with eyes, rinse immediately with plenty of water and seek medical advice.
- › In case of skin contact immediately wash skin with soap and plenty of water. Get medical attention if irritation develops or persists.
- › Do not breathe vapour or spray. It is recommended to wear suitable nose pad during sanding and surface preparation to avoid dust inhalation.
- › Do not pour leftover paint down the drain or in water courses.
- › In the event of spills, contain spillage using sand or earth.
- › No added Lead, Mercury or Chromium compounds.