

PRODUCT CODE 5451

SmartCare Multi-purpose Polymer

Asian Paints SmartCare Multi-purpose Polymer is a high performance acrylic emulsion based binder that enables fixing of natural stones and heavy tile cladding on vertical surfaces in interiors as well as exteriors by substantially improving the adhesion of SmartCare Tile Adhesives.

PRODUCT BENEFITS

Excellent Adhesion

Enhances the bond strength and slip resistance of adhesives

Increased Flexibility

Increases the flexibility of adhesives, preventing cracking

Reduced Shrinkage

Minimizes the possibility of shrinkage cracks

Water Resistant

Reduces water absorption making the adhesives waterproof

Impact Resistant

Adhesives mixed with the polymer can withstand greater shocks from impact




asianpaints
LEAD FREE* GUARANTEE

* All Asian Paints products contain no added Lead, Mercury, Arsenic or Chromium from April 2008.

PRODUCT FEATURES

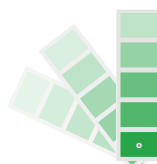
AVAILABLE PACKS



Shelf life: 18 months from date of manufacture when stored in original unopened packaging under normal conditions.


COLOURS AVAILABLE

White




Please Note: SmartCare Multi-purpose Polymer is available only in White.

MIXING RATIO



Mixing Ratio: For tile cladding mix 5 Litres of SmartCare Multi-purpose Polymer with 30 kgs of SmartCare Tile Adhesives.

RECOMMENDED USAGE



For permanent installation of heavy tiles (ceramic, porcelain, vitrified, etc.) and natural stones (like marble and granite), on vertical masonry or tiled surfaces in interiors and exteriors.



OTHER AREAS OF USE

- › Fixing of Membranes and fleeces.
- › In a repair mortar (Mix Ratio: Cement and Sand mix in the ratio 1:3 by Weight. Quantity of Multi-purpose Polymer to be added should be 5% Weight of cement).
- › Provides greater flexibility to cement-putty, thus preventing cracking (Mix Ratio: Putty and Multi-purpose Polymer mix in 2:1 ratio).
- › As a bond coat, for bonding old to new masonry surfaces (Mix Ratio: Cement, Multi-purpose Polymer and Water mix in 2:1:0.5 ratio by Weight | Coverage: 100 sq. ft. per litre for 1 Coat).
- › As a cement slurry/coating under brickbat & protective coating on parapet walls (Mix Ratio: Cement, Multi-purpose Polymer and Water mix in 2:1:0.5 ratio by Weight | Coverage: 50 sq. ft. per litre for 2 Coats).

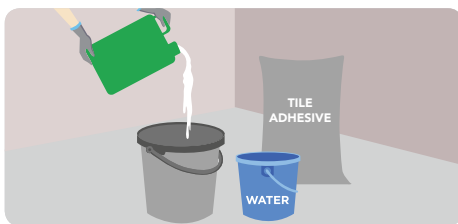
HOW TO APPLY

APPLICATION PROCESS FOR PERMANENT INSTALLATION OF HEAVY TILES AND NATURAL STONES




SURFACE PREPARATION

- › Surface to be tiled must be clean, free from contamination, structurally sound and in Saturated Surface Dry (SSD) condition.
- › Rough or uneven concrete surfaces should be made smooth & should have a level finish.



MIXING

- › For a 30 Kg bag of the suitable SmartCare Tile Adhesive, 5 Litres of SmartCare Multi-purpose Polymer is required.
- › Pour the polymer in a clean bucket, add 2-3 Litres of water to it and stir it well.
- › Add the suitable SmartCare Tile Adhesive with continuous stirring to get a smooth homogenous paste that is free from lumps.



APPLICATION

- › Fix the tiles as per the standard application procedure for SmartCare Tile Adhesives.
- › When fixing heavy stones (like marble & granite) use a 10 mm notched trowel or above.
- › Provide mechanical support for bigger sized tiles and natural stones, if required.
- › Leave adequate & desirable joints between the tiles by using spacers and for best results, use Asian Paints cement or epoxy based tile grouts to fill these joints.

ADDITIONAL INFORMATION

TECHNICAL DETAILS

- a. Type:** Acrylic Emulsion
b. Form: White free flowing liquid
c. Solid Content (%): 54 + 1 %
d. Specific Gravity: ±1.04

SAFETY FEATURES

- › Kindly refer to the MSDS for Asian Paints SmartCare Multi-purpose Polymer which gives detailed information on safety measures while handling the material, which is available on request.
- › Store the container with the lid tightly closed in an upright position, in a cool, dry place.
- › Keep out of reach of children and away from eatables.
- › May be harmful if swallowed. In case of ingestion seek immediate medical attention.
- › Wear eye protection during application. In case of contact with eyes, rinse immediately with plenty of water and if required seek medical advice.
- › Do not breathe vapour or spray. It is recommended to wear suitable nose pad during sanding and surface preparation to avoid dust inhalation.
- › In the event of spills, contain spillage using sand or earth.
- › No added Lead, Mercury or Chromium compounds.

PRECAUTIONS

- › Do not leave the container with material exposed to sunlight for a long duration.
- › Protect finished work from traffic until fully cured.
- › Do not apply directly on Damp Surfaces.
- › Do not use on wood or metal surfaces.
- › Use mechanical support, when required.
- › Grouting should not be done for at least 24 hours of tile fixing