

PRODUCT CODE 0053

Tractor Enamel

Asian Paints Tractor Enamel is an solvent based wood, metal and masonry finish for interiors that offers clean shades and excellent gloss.

PRODUCT BENEFITS

Gloss Finish

Tractor Enamel imparts a long lasting glossy finish to your wood, metal and masonry surfaces, keeping them looking like new for longer.

Clean Shades

Tractor Enamel offers better and cleaner shades

Durability

The consistent and assured quality of Tractor Enamel gives you a durable finish at an economical price.



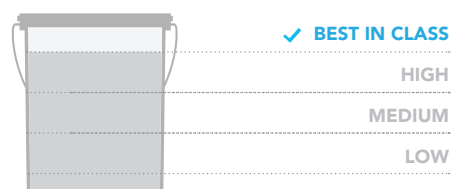
SOLVENT BASED

LEAD FREE* GUARANTEE

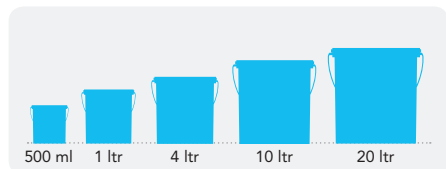
* All Asian Paints products contain no added Lead, Mercury, Arsenic or Chromium from April 2008.

PRODUCT FEATURES

WASHABILITY



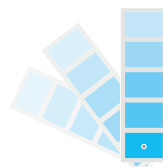
AVAILABLE PACKS



Shelf life: 3 years from date of manufacture in original tightly closed containers away from direct sunlight and excessive heat. Also available in 50 ml, 100 ml and 200 ml.

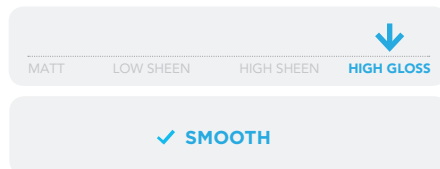
COLOURS AVAILABLE

43*



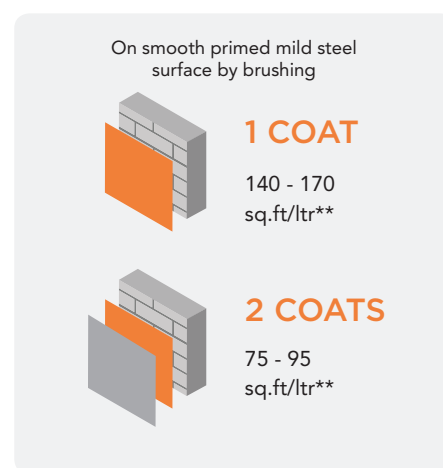
*17 Direct shades and 26 tinted shades.

FINISH



Refer to sheen levels in technical details

COVERAGE



**Actual coverage may vary from the quoted coverage due to factors such as method and condition of application and surface roughness and porosity.

HOW TO APPLY

PAINT APPLICATION PROCESS

APPLICATION	CODE	THINNER	DILUTION %	APPLICATION VISCOSITY*	RECOATING PERIOD
STEP 1 SANDING SAND THE SURFACE WITH SAND PAPER 180 AND WIPE CLEAN					
STEP 2 METAL PRIMER (METAL) / DECOPRIME ST WT (MASONRY) / WOOD PRIMER (WOOD)	0005 / 0006 0359 / 0360	MTO*	BRUSH 8 - 10 SPRAY 12 - 15	BRUSH 30 - 40 SPRAY 20 - 25	6 - 8 HRS
STEP 3 KNIFING PASTE FILLER (METAL / WOOD) WALL PUTTY (MASONRY) PUTTY KNIFE	0016 1354	WATER OR MTO*	BASED ON REQUIREMENT	BASED ON REQUIREMENT	6 - 8 HRS 4 - 6 HRS
STEP 4 SANDING SAND THE SURFACE WITH SAND PAPER 180 AND WIPE CLEAN					
STEP 5 METAL PRIMER (METAL) / DECOPRIME ST WT (MASONRY) / WOOD PRIMER (WOOD)	0005 / 0006 0359 / 0360	MTO*	BRUSH 4 - 10 SPRAY 12 - 15	BRUSH 30 - 40 SPRAY 20 - 25	6 - 8 HRS
STEP 6 SANDING SAND THE SURFACE WITH SAND PAPER 320 AND WIPE CLEAN					
STEP 7 FIRST COAT TRACTOR ENAMEL BRUSH / SPRAY	0053	MTO*	BRUSH 8 - 10 SPRAY 25 - 30	BRUSH 55 - 60 SPRAY 22 - 25	6 - 8 HRS
STEP 8 SECOND COAT TRACTOR ENAMEL BRUSH / SPRAY / ROLLER	0053	MTO*	BRUSH 8 - 10 SPRAY 25 - 30	BRUSH 55 - 60 SPRAY 22 - 25	6 - 8 HRS

1. Recoat period is quoted for 25°C and 50% Relative Humidity, these may vary under different conditions.

2. Ensure that the metal substrates are free from oil, grease and rust before paint application.

* Mineral Turpentine Oil

**As measured through a Ford cup B4.

HOW TO CHOOSE COLOURS

Browse through Asian Paints colour tools to help you find the right colour combination

COLOUR SPECTRA FAN DECK

TRACTOR ENAMEL SHADECARD



ADDITIONAL INFORMATION

POST PAINTING CARE

For removing stains. Sponge clean with a mild soap solution and wipe clean. Ensure a drying time of 1 week before cleaning.

TECHNICAL DETAILS

- a. Drying time:** Surface dry time 3 hrs
- b. Sheen levels:** 75 - 85 on tin plate at 20 GH
- c. Flash point IS 101/1987 Part 1 Sec 6:** 35 Deg C (95 Deg F)
- d. Stability of thinned paint:** To be used within 24 hours

PRECAUTIONS

- > Do not apply when ambient temperature is less than 10°C or if the temperature might drop to this level within 4 hrs of application.
- > Do not over-thin or over-extend the brush.
- > Tint using Asian Paints machine colourants only
- > Stir well and strain before use.
- > Tinted paints need thorough shaking immediately after tinter addition as well as before use.

SAFETY FEATURES

- > Kindly refer to the MSDS for Asian Paints Tractor Enamel which gives detailed information on safety measures while handling the paint, which is available on request.
- > Store the container with the lid tightly closed in an upright position, in a cool, dry place.
- > Keep out of reach of children and away from eatables.
- > May be harmful if swallowed. In case of ingestion seek immediate medical attention.
- > Wear eye protection during application. In case of contact with eyes, rinse immediately with plenty of water and seek medical advice.
- > In case of skin contact immediately wash skin with soap and plenty of water. Get medical attention if irritation develops or persists.
- > Do not breathe vapour or spray. It is recommended to wear suitable nose pad during sanding and surface preparation to avoid dust inhalation
- > Do not pour leftover paint down the drain or in water courses.
- > In the event of spills, contain spillage using sand or earth.
- > No added Lead, Mercury or Chromium compounds.