asianpaints

PRODUCT CODE 1354

Acrylic Wall Putty

Asian Paints Acrylic Wall Putty is a water based putty. It is one of the best products of it's kind available in the market, provides a very strong, durable foundation and brings out the best performance from the finish paints, both in looks and in durability.

WATER BASED

asianpaints
LEAD FREE*GUARANTEE

* All Asian Paints products contain no added Lead, Mercury, Arsenic or Chromium from April 2008.

PRODUCT BENEFITS

Asian Paints Acrylic Wall Putty is a water based, ready-to-use putty meant for filling and smoothenening out cracks and dents on the plastered wall or similar interior surfaces.

a) The putty has special acrylic binders that ensure that it retains a strong grip on the wall surface, thereby increasing the life of thw paint film.

b) It is made using special equipment and technology that ensure smoothness and consistency

c) On account of the putty's exceptional whiteness and smoothness, emulsions painted over the putty will tend to look richers

d) It also enhances breathability and lesser porosity compared to conventional putty, thus improving paint performance further

e) It is quick drying, thus ensuring faster completion of jobs

f) It has better alkali resistance, thus making it more suitable for new walls

PRODUCT FEATURES

AVAILABLE PACKS



Shelf life: 3 years from date of manufacture in original tightly closed containers away from direct sunlight and excessive heat.

COLOURS AVAILABLE

White*

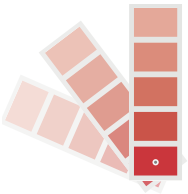

Please note: Acrylic Wall Putty is an undercoat

COVERAGE

On primed masonry surface by putty knife

1 COAT
38 - 44 sq.ft/kg

2 COAT
24 - 35 sq.ft/kg

DRYING TIME TO TOUCH

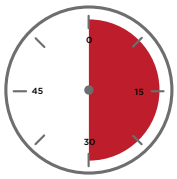

20 MINS

RECOMMENDED USAGE



Can be used for priming plastered walls, asbestos, brick work, concrete, etc

HOW TO APPLY

PRE PAINTING STEPS

PLASTER New masonary surfaces must be allowed to cure completely. It is recommended to allow 28 days as the curing time for new masonary surfaces.



CLEANING Surface should be free from any loose paint, dust or grease. Growths of fungus, algae or moss should be removed by wire brushing and water. In case of areas having excessive dampness use Asian Paints SmartCare Damp Block to limit further dampness. When the underlying surface exhibits chalkiness, in spite of thorough surface cleaning, use Asian Paints SmartCare Exterior Sealer.



FILLING FOR CRACKS For filling cracks upto 3mm use Asian Paints SmartCare Crack Seal.



FILLING FOR HOLES & DENTS In case of dents and holes use Asian Paints Acrylic Wall Putty or white cement and fine sand in the ratio 1:3

APPLICATION PROCESS

APPLICATION	CODE	THINNER	DILUTION %	APPLICATION VISCOSITY[1]	RECOATING PERIOD
STEP 1 SANDING	SAND THE SURFACE WITH SAND PAPER 180 AND WIPE CLEAN				
STEP 2 ACRYLIC WALL PUTTY FIRST COAT PUTTY KNIFE	1354	WATER IF REQUIRED	-	PASTE	4 - 6 HRS
STEP 3 ACRYLIC WALL PUTTY SECOND COAT PUTTY KNIFE	1354	WATER IF REQUIRED	-	PASTE	4 - 6 HRS

1. As measured through a Ford cup.
2. Recoat period is quoted for 25°C and 50% Relative Humidity, these may vary under different conditions.

ADDITIONAL INFORMATION

POST PAINTING CARE

For the best performance of the paint, ensure proper washing and cleaning of all algal and fungal growth, if any, at regular intervals of six months.

TECHNICAL DETAILS

a. Drying time: Surface dry time 30 min
b. Sheen levels: 15-35 at 35 deg GH
c. Flash point IS101/1987 Part 1, Sec 6: NA
d. Stability of thinned paint: To be used within 24 hours

PRECAUTIONS

- Do not apply when ambient temperature is less than 10°C or if the temperature might drop to this level within 4 hrs of application.
- Do not over-thin or over-extend the brush.
- Tint using Asian Paints machine colourants only
- Stir well and strain before use.
- Tinted paints need thorough shaking immediately after tinter addition as well as before use.

SAFETY FEATURES

- Kindly refer to the MSDS for Asian Paints Acrylic Wall Putty which gives detailed information on safety measures while handling the paint, which is available on request.
- Store the container with the lid tightly closed in an upright position, in a cool, dry place.
- Keep out of reach of children and away from eatables.
- May be harmful if swallowed. In case of ingestion seek immediate medical attention.
- Wear eye protection during application. In case of contact with eyes, rinse immediately with plenty of water and seek medical advice.
- In case of skin contact immediately wash skin with soap and plenty of water. Get medical attention if irritation develops or persists.
- Do not breathe vapour or spray.It is recommended to wear suitable nose pad during sanding and surface preparation to avoid dust inhalation
- Do not pour leftover paint down the drain or in water courses.
- In the event of spills, contain spillage using sand or earth.
- No added Lead, Mercury or Chromium compounds.

Version No. VN01/01/2014