

PRODUCT CODE 0007

## TruCare Wood Primer

Asian Paints TruCare Wood Primer is a specially formulated undercoat for wooden substrates, which assures strong adhesion and enhances performance of the paint film.



SOLVENT BASED

**LEAD FREE GUARANTEE**

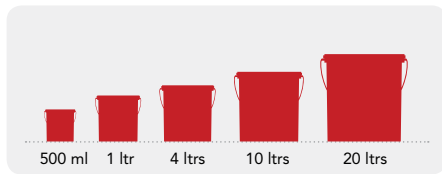
\* All Asian Paints products contain no added Lead, Mercury, Arsenic or Chromium from April 2008.

### PRODUCT BENEFITS

Asian Paints TruCare Wood Primer is specially formulated to protect wood. It has excellent sealing and filling properties which protects wood from swelling due to absorption of moisture. It also protects finish coat from exudation of resinous matter oozing out from wood.

### PRODUCT FEATURES

#### AVAILABLE PACKS



Shelf life: 36 months from date of manufacture in original tightly closed containers away from direct sunlight and excessive heat.

#### COLOURS AVAILABLE



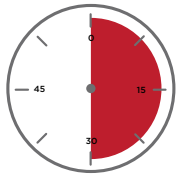
#### COVERAGE

On smooth wooden surface by brushing



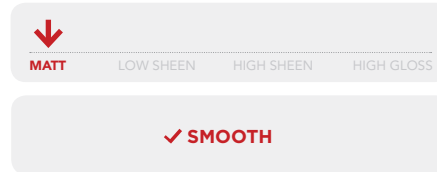
\*\*Actual coverage may vary from the quoted coverage due to factors such as method and condition of application and surface roughness

#### DRYING TIME TO RECOAT



**10-12 HOURS**

#### FINISH



Refer to sheen levels in technical details

#### RECOMMENDED USAGE



TruCare Wood Primer can be used on Wooden surfaces.

### HOW TO APPLY

#### APPLICATION PROCESS

| APPLICATION   | CODE  | THINNER       | DILUTION %           | APPLICATION VISCOSITY <sup>1</sup> | RECOATING PERIOD |
|---|---|---------------|----------------------|------------------------------------|------------------|
| STEP 1<br>SANDING   | SAND THE SURFACE WITH SAND PAPER 180 AND WIPE CLEAN |               |                      |                                    |                  |
| STEP 2<br>TRUCARE WOOD PRIMER<br>BRUSH / SPRAY                                      | 0007  | MTO*          | 5 - 10               | 40 - 45 SEC                        | 10 - 12 HRS      |
| STEP 3<br>TRUCARE KNIFING PASTE FILLER<br>TRUCARE ACRYLIC WALL PUTTY<br>PUTTY KNIFE | 0016<br>1354  | MTO*<br>WATER | BASED ON REQUIREMENT | SUPPLY CONSISTENCY                 | 4 - 6 HRS        |
| STEP 4<br>SANDING   | SAND THE SURFACE WITH SAND PAPER 180 AND WIPE CLEAN |               |                      |                                    |                  |
| STEP 5<br>TRUCARE WOOD PRIMER<br>BRUSH  | 0007  | MTO*          | 5 - 10               | 40 - 45 SEC                        | 10 - 12 HRS      |
| STEP 6<br>SANDING   | SAND THE SURFACE WITH SAND PAPER 320 AND WIPE CLEAN |               |                      |                                    |                  |

1. As measured through a Ford cup. 2. Recoat period is quoted for 25°C and 50% Relative Humidity, these may vary under different conditions. \*Mineral Turpentine Oil.

Ensure that surface is completely free from dust, dirt, loose particles and moisture. Where previously painted wood has been stripped, treat as new wood. One or two coats of TruCare Wood Primer Pink/White is recommended. For best results, it is advisable to give 10 - 12 hrs. drying time before application of subsequent coats.

## ADDITIONAL INFORMATION

## TECHNICAL DETAILS

- a. Drying time:** Surface dry time 30 min
- b. Flash point IS101/1987 Part 1, Sec 6:**  
> 30°C [> 85°F]
- c. Stability of thinned paint:** To be used within 24 hours

## PRECAUTIONS

- > This product is flammable.
- > Do not apply when ambient temperature is less than 10°C or if the temperature might drop to this level within 4 hours of application.
- > Work in a well-ventilated place. Wear protective clothing like overalls and gloves. Store the product at ambient conditions in well ventilated locations and away from source of ignition and fire. Do not over-thin or over- extend the brush.
- > Avoid eye and skin contact. In case of eye and skin contact wash with plenty of clean water.
- > Do not inhale or inject. In case of inhalation move to fresh air. Seek medical attention if symptoms persist in both the cases.
- > Use protective equipment like rubber/polythene gloves, safety goggles/glasses and face mask while handling the paint.
- > In case if settling is noticed, homogenize the material by mixing and use

## SAFETY FEATURES

- > Kindly refer to the MSDS for Asian Paints TruCare Wood Primer which gives detailed information on safety measures while handling the paint, available on request.
- > Store the container with the lid tightly closed in an upright position, in a cool, dry place.
- > Keep out of reach of children and away from eatables.
- > May be harmful if swallowed. In case of ingestion, seek immediate medical attention.
- > Wear eye protection during application. In case of contact with eyes, rinse immediately with plenty of water and seek medical advice.
- > In case of skin contact, immediately wash skin with soap and plenty of water. Get medical attention if irritation develops or persists.
- > Do not breathe vapour or spray. It is recommended to wear suitable nose pad during sanding and surface preparation to avoid dust inhalation.
- > Do not pour leftover paint down the drain or in water courses.
- > In the event of spills, contain spillage using sand or earth.
- > No added Lead, Mercury or Chromium compounds.
- > Disposal in land filling and not in drain or any water channel