

Asian Paints WoodTech Emporio PU White

PRODUCT CODE: 1072, 1073, 1074, 1075, 1076, 1077, 4152, 4153, 4154

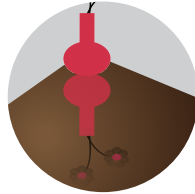


WOODTECH EMPORIO PU WHITE BENEFITS



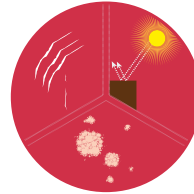
QUICK DRYING

Complete your painting in half time as required for a regular PU



CLARITY OF IMAGE

Asian Paints Woodtech Emporio PU has high clarity of image, leading to a reflection similar to that seen in a mirror



PROTECTION

Woodtech Emporio has the best scratch, stain and heat resistance in the PU finishes category



HARDNESS

Woodtech Emporio has the highest film hardness, making this product very durable

PRODUCT FEATURES

DURABILITY



BEST IN CLASS


✓ HIGH

MEDIUM

LOW

COVERAGE

On smooth sanded wooden surface by Spraying




1 COAT

80-100 sq.ft/lts/Coat**

* Actual coverage may vary from the quoted coverage due to factors such as method and condition of application and surface roughness.

COLOURS AVAILABLE

WHITE



AVAILABLE PACKS



Asian Paints White Sealer (1072) - 4 kg, 20 kg
 Hardener - Emporio White Sealer (1073) - 2 Ltr, 10 Ltr
 Asian Paints Emporio White Matt Top Coat (1074) - 4 Kg, 20 Kg
 Hardener - Emporio White Matt Top Coat (1075) - 2 Ltr, 10 Ltr
 Asian Paints Emporio White Glossy Top Coat (1076) - 4 Kg, 20 Kg
 Hardener - Emporio White Glossy Top Coat (1077) - 2 Ltr, 10 Ltr
 Emporio White sealer kit (4152) - 1 kg nett, 4 kg nett
 Emporio White Matt kit (4153) - 1kg nett, 4 kg nett
 Emporio White Glossy kit (4154) - 1kg, 4 kg nett

FINISH

↓
 MATT SEMI GLOSS GLOSS HIGH GLOSS
 ↓

HOW TO APPLY

PRE PAINTING STEPS



1. Sand the wooden surface along the grains using sand paper No. 180, and then 320 or 400. Wipe surface to clean off loose dust particles.



2. You can Apply 1-2 coats of WoodTech Polyester Insulator to Insulate from Oil & resin from the wood. Also it reduce absorption of a paint material on MDF



3. If the surface has dents, apply Aquadur Dent Filler with a putty knife over the dented area.

PAINT APPLICATION PROCESS

APPLICATION	PRODUCT CODE	THINNER	DILUTION % (BY VOL)	VISCOSITY (SEC)	RECOATING PERIOD (HRS)
STEP 1 WOODTECH EMPORIO PU WHITE SEALER 1ST COAT SPRAY	1072 + 1073 in 2:1	PU THINNER (1832 / 5442)	SPRAY : 15-30	SPRAY : 14-17	3-4 HRS (Should not exceed 72 hours)
SANDING Sand the surface with Sand paper 320 or 400 and wipe clean					
STEP 2 WOODTECH EMPORIO PU WHITE SEALER 2ND COAT	1072 + 1073 in 2:1	PU THINNER (1832 / 5442)	SPRAY : 15-30	SPRAY : 14-17	3-4 HRS (Should not exceed 72 hours)
SANDING Sand with Sand Paper No. 320 or 400 And Wipe Clean (Apply 3rd Coat if required Before Top coat Application, Sand with Sand Paper no. 320 / 400 and wipe clean)					
STEP 3 WOODTECH EMPORIO PU WHITE MATT / GLOSSY 1ST COAT	1074+1075 in 2:1 Ratio (Matt)/ 1076+1077 in 1:1 Ratio (Glossy)	PU THINNER (1832 / 5442)	SPRAY : 15-30 Matt / 10-20% Glossy	SPRAY : 14-17	3-4 HRS (Should not exceed 72 hours)
SANDING Sand with Sand Paper No. 320 or 400 And Wipe Clean					
STEP 4 WOODTECH EMPORIO PU WHITE MATT / GLOSSY 2ND COAT	1074+1075 in 2:1 Ratio (Matt)/ 1076+1077 in 1:1 Ratio (Glossy)	PU THINNER (1832 / 5442)	SPRAY : 15-30 Matt / 10-20% Glossy	SPRAY : 14-17	3-4 HRS (Should not exceed 72 hours)
(Apply 3rd Coat if required after sanding with Sand Paper no. 320 / 400 and wipe clean)					

Note: 1. Emporio PU base should be thoroughly stirred and mixed with Emporio PU hardener and thinner in the specified mixing ratio
 2. Emporio PU Opaque must not be polluted with oil, varnish or the like and must not be sanded with steel wool between coats
 3. The base and the hardener must be consumed within one week of opening the base and hardener containers. The containers should be tightly closed after use as the contents are sensitive to moisture.
 4. Asian Paints Woodtech Emporio PU Base should be thoroughly stirred and mixed with the hardener and thinner in the specified mixing ratio.
 5. If the coating gets physically damaged (cuts and dents) due to impact of sharp objects or any other means, after application or in normal usage, then the damaged surface has to be repaired by application of fresh coats of AP Emporio PU Clear on the specific area.
 6. Asian Paints Woodtech wood stains should not be mixed with Asian Paints Woodtech Emporio PU White.
 7. Recoat period is quoted for 30°C and 75% relative humidity; these may vary under different conditions.
 8. Spraying air pressure 2.2 to 2.8 Kgs/sq.ccm.
 9. Viscosity as measured through a Ford cup B4 at 30°C.

Asian Paints WoodTech Emporio PU White



HOW TO CHOOSE COLOUR



WOODTECH PU PALETTE SHADE CARD



WOODTECH PIGMENTED FOLDER



RAL SHADE CARD

ADDITIONAL INFORMATION

POST PAINTING CARE

- ◆ For removing stains on tiles and metal surfaces, apply NC Thinner on the surface and wipe clean.
- ◆ If stains are difficult to remove, scrapping can be done after applying NC thinner on the stained area.
- ◆ Precautions need to be taken while filling, like masking of adjoining areas with suitable material, as the stains may be difficult to remove if present on wood or coated wooden and wall surfaces.

TECHNICAL DETAILS

- Drying time: Surface dry time 40 minutes. Tack Free time 3 hrs.
- Gloss levels: 95% minimum (Glossy) on coated Wooden Panel at 60 Gloss Head & 18-23 % (Matt) on coated Wooden Panel at 60 Gloss Head
- Flash point (IS 101/1987, Part 1, Sec 6): Above [Matt {1074} -9C (15.8 F) Glossy {1076} 23C(73.4F)
- Stability of thinned paint: To be used within 3 hours
- Shelf Life: 18 Months from date of manufacture in original tightly closed container away from direct sunlight and extensive heat.

PRECAUTIONS

- ◆ For optimum performance, Asian Paints Woodtech Emporio Sealer and Asian Paints Woodtech Emporio PU White must be applied at a temperature between 20°C and 40°C and humidity not above 75%
- ◆ Do not over-thin and mix according to recommended ratios
- ◆ Stir well and strain before use.

SAFETY FEATURES

- ◆ Kindly refer to the MSDS for Asian paints Wood tech Emporio PU, which gives detailed information on safety measures while handling the paint.
- ◆ Store the product at ambient conditions in well ventilated locations and away from source of ignition and fire
- ◆ Use protective equipment like rubber/polyurathene gloves, safety goggles/glasses, face mask while handling the paint
- ◆ Avoid eye and skin contact. In both cases wash with soap and plenty of water. Get medical attention if irritation develops or persists.
- ◆ Do not inhale or ingest. In case of inhalation move to fresh air and seek medical attention if symptoms persist in both cases
- ◆ Dispose in land filling. Do not dispose in any drain or land filling
- ◆ No added Lead, Mercury or Chromium compounds
- ◆ Flammable