

PRODUCT CODE 1004

Apex Duracast RoughTex

Asian Paints Apex Duracast RoughTex is a textured finish comprised of high quality exterior durable acrylic modified resin specially designed as intermediate coating. Its unique textured pattern has a distinctive appeal.



PRODUCT BENEFITS

Hides Cracks

It hides surface undulations and fine surface cracks.

Tough Textured

The tough textured finish lasts for long and ensures low maintenance.

Plaster Protection

It increases the life of the plaster by protecting it from wind driven rain.

UV Resistance

It has excellent UV resistance and adhesion.

Releases Moisture

It releases trapped moisture both from paint surface as well as the substrate.

Anti-algal

Resists fungus and algal growth, when applied as a system with the recommended top coat.

asianpaints

LEAD FREE* GUARANTEE



* All Asian Paints products contain no added Lead, Mercury, Arsenic or Chromium from April 2008.

PRODUCT FEATURES


FINISH



HORIZONTAL SCRATCH



VERTICAL SCRATCH



RAINFALL

Tough Texture: Lasts long and ensures low maintenance

COLOURS AVAILABLE

1500+*



*Apex / Apex Ultima / Apex Ultima Metallic needs to be applied as a topcoat.

AVAILABLE PACKS



25 kg polysack

Shelf life: 3 years from date of manufacture in original tightly closed containers away from direct sunlight and excessive heat.

COVERAGE

On normal masonry surface by a trowel or spatula to obtain an even coating of ~ 2.5 mm




1 COAT

2 - 2.5 sq.ft/kg**

**Actual coverage may vary from the quoted coverage due to factors such as method and condition of application and surface roughness and porosity.

HOW TO APPLY


PRE PAINTING STEPS



PLASTER New masonry surfaces must be allowed to cure completely. It is recommended to allow 28 days as the curing time for new masonry surfaces.



CLEANING Surface should be free from any loose paint, dust or grease. Growths of fungus, algae or moss should be removed by wire brushing and water. In case of areas having excessive dampness use Asian Paints SmartCare DampBlock to limit further dampness. When the underlying surface exhibits chalkiness, in spite of thorough surface cleaning, use Asian Paints SmartCare Exterior Sealer.



FILLING FOR CRACKS For filling cracks upto 3mm use Asian Paints SmartCare Crack Seal.



FILLING FOR HOLES & DENTS In case of dents and holes use Asian Paints Wall Putty or white cement and fine sand in the ratio 1:3

Apex Duracast RoughTex should not be applied on surfaces / substrates that are subjected to continuous seepage or dampness.

PAINT APPLICATION PROCESS

APPLICATION	PRODUCT CODE	THINNER	DILUTION % (BY VOLUME)	APPLICATION ¹ VISCOSITY (SEC)	RECOATING PERIOD ² (HOURS)
STEP 1 ASIAN PAINTS WALL PUTTY (OPTIONAL)	0079	WATER	BASED ON REQUIREMENT TO FORM PASTE	PASTE FORM	4 HRS
STEP 2 EXTERIOR WALL PRIMER / PROFESSIONAL EXTERIOR PRIMER BRUSH / SPRAY / ROLLER	0065 1019	WATER	BRUSH 90 - 110 SPRAY 40 - 45 ROLLER 90 - 110	BRUSH 15 - 18 SPRAY 33	4 HRS
HORIZONTAL SURFACES LIKE TOP OF WINDOWS, LEDGES SHOULD BE PAINTED WITH 3 COATS OF APEX ULTIMA FOR GREATER PROTECTION					
APPLICATION OF PRIMER IS MANDATORY ONLY FOR RE-PAINTING SURFACES					
STEP 3 FIRST COAT ASIAN PAINTS DURACAST ROUGHTEX TROWEL	1004	N/A	NOT RECOMMENDED	N/A	12 - 16 HRS
STEP 4 2-3 COATS ASIAN PAINTS APEX ULTIMA/APEX/PROPEX BRUSH / SPRAY / ROLLER	0068 0012 1030	WATER	BRUSH MAX 40 SPRAY MAX 40 ROLLER MAX 40	BRUSH 25 - 35 SPRAY 25 - 35	4 - 6 HRS

1. As measured through a Ford cup.
2. Recoat period is quoted for 25°C and 50% Relative Humidity, these may vary under different conditions.
3. Some shades may require 3 coats for proper hiding.

HOW TO CHOOSE COLOURS

Browse through Asian Paints colour tools to help you find the right colour combination


COLOUR SPECTRA FAN DECK*



ULTIMA BOOK OF COLOUR (FOR HOMES)



IMAGINE EXTERIORS SKYLINE (FOR RESIDENTIAL TOWERS)



APEX DURACAST TEXTURES THAT TRANSFORM



*These shades are for reference only. Please refer to the Colour Spectra or Colour Palette for correct shade reference

FORESITE SERVICE

Choosing the right combination of shades for your home can be difficult. At such times, you could do with some professional help. Asian Paints Foresite provides you with prints for your home in 3 colour combinations, as selected by you. Visit an Asian Paints Colour World retail store which offers this service, and furnish a digital photograph (resolution 300-dpi or more) to the dealer.



Note: Texture/pattern will not show on the image

ADDITIONAL INFORMATION

VOC CONTENT



Asian Paints Duracast RoughTex meets the LEEDS VOC criteria as per Indian Green Building Council version 1.0 as tested at Shriram Institute for Industrial Research. Tested for Duracast RoughTex White (shade code 0908)

PRECAUTIONS

- Do not apply when ambient temperature is less than 10°C or if the temperature might drop to this level within 4 hrs of application.
- Use of Universal Stainers or colourants is not recommended.
- Thinning is not advisable.
- Do not keep material open for a long time.
- Product cannot be applied on surfaces/substrates that are subjected to continuous seepage or dampness.
- Stir well before use.

POST PAINTING CARE

For the best performance of the paint, ensure proper washing and cleaning of all algal and fungal growth, if any, at regular intervals of six months.

TECHNICAL DETAILS

- a. **Drying time:** Surface dry time 30 - 60 min
- b. **Sheen levels:** NA
- c. **Flash point IS101/1987 Part 1, Sec 6:** NA

SAFETY FEATURES

- Kindly refer to the MSDS for Asian Paints Apex Duracast RoughTex which gives detailed information on safety measures while handling the paint, which is available on request.
- Store the container with the lid tightly closed in an upright position, in a cool, dry place
- Keep out of reach of children and away from eatables.
- May be harmful if swallowed. In case of ingestion seek immediate medical attention.
- Wear eye protection during application. In case of contact with eyes, rinse immediately with plenty of water and seek medical advice.
- In case of skin contact immediately wash skin with soap and plenty of water. Get medical attention if irritation develops or persists.
- Do not breathe vapour or spray. It is recommended to wear suitable nose pad during sanding and surface preparation to avoid dust inhalation
- Do not pour leftover paint down the drain or in water courses.
- In the event of spills, contain spillage using sand or earth.
- No added Lead, Mercury or Chromium compounds.