

PRODUCT CODE 5452

Professional Economy Texture

Asian Paints Professional Economy Texture is cement based polymeric textured wall finish. It is an economic product which helps decorates the wall as well as protect both interior and exterior surfaces. Its unique pattern has distinctive appeal and when applied with our exterior emulsion, it keeps safe against the ill-effect of the weather. It contains the finest quality minerals, white cement, dolomite chips and polymer.



PRODUCT BENEFITS

Hides Cracks

It hides crack, surface undulation and refines surface cracks

Low Maintenance

The tough textured finish lasts long and ensures low maintenance

Compatibility

It is highly compatible with plaster and concrete wall surface

Protection

It protects the plastered wall from heavy rain and wind

UV Resistant

It has excellent UV resistance

Anti-algal Formula

It has excellent resistance against the growth of algae and fungi on wall

Value for Money

Provides best value for money



LEAD FREE* GUARANTEE



* All Asian Paints products contain no added Lead, Mercury, Arsenic or Chromium from April 2008.

PRODUCT FEATURES

FINISH



HORIZONTAL SCRATCH



VERTICAL SCRATCH

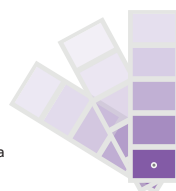


RAINFALL

Tough Texture: Lasts long and ensures low maintenance

COLOURS AVAILABLE

1500+*



*Apex / Apex Ultima / Apex Ultima Metallic needs to be applied as a topcoat.

AVAILABLE PACKS



30 kg polysack

Shelf life: 6 months from date of manufacture in original tightly closed containers away from direct sunlight and excessive heat.

COVERAGE

On normal masonry surface by a trowel or spatula to obtain an even coating of ~ 1.5 mm



1 COAT
3 sq.ft/ kg**

**Actual coverage may vary from the quoted coverage due to factors such as method and condition of application and surface roughness and porosity.


HOW TO APPLY

APPLICATION PROCESS




CLEANING

- Remove all the loose adhering particles, growth of fungus, algae from the wall surface by wire brush and portable water.
- Fill up any cracks in base plaster by using Asian Paints Crack Filler.



MIXING

- Take about 250 ml of water for 1 kg of Asian Paints Professional Texture in a clean bucket.
- Mix Asian Paints Professional Economy Texture to water by using an electric / stir mixer or by hand to form a homogeneous thick slurry paste.



APPLICATION

- Once the surface is clean, wet the surface by water sprinkling.
- Then apply the material with putty blade or any other suitable trowel on the prepared plastered surface.
- Allow to dry the surface for 5-10 min.
- Apply in patches and with the help of plaster / fiber trowel.
- Move uniformly on the surface to get the desired texture pattern and uniform leveling.

ADDITIONAL INFORMATION

TECHNICAL DETAILS

- a. Physical State:** Ready to use dry mix powder
- b. Appearance:** White
- c. Pot Life:** upto two hours
- d. Dry to touch at 30 °C:** 30-60 mins
- e. Tack free at 30°C:** Maximum 8 hours
- f. Storage:** Keep the Asian Paints Professional Economy Texture pack in a dry place

PRECAUTIONS

- › The surface on which the material needs to be applied should be plain & leveled.
- › Asian Paints Professional Economy Texture should not be applied to surfaces which are subjected to continuous dampness.
- › Asian Paints Professional Economy Texture is cement based polymeric textured and is alkaline in nature, hence it's strictly advisable to avoid direct eye and skin contact with it.
- › In case of an eye contact flush your eyes with clean water at least for 15 mins and seek medical help if irritation develops or persist (Highly Advisable).

SAFETY FEATURES

- › Kindly refer to the MSDS for Asian Paints Professional Economy Texture which gives detailed information on safety measures while handling the paint, which is available on request.
- › Store the container with the lid tightly closed in an upright position, in a cool, dry place
- › Keep out of reach of children and away from eatables.
- › May be harmful if swallowed. In case of ingestion seek immediate medical attention.
- › Wear eye protection during application. In case of contact with eyes, rinse immediately with plenty of water and seek medical advice.
- › In case of skin contact immediately wash skin with soap and plenty of water. Get medical attention if irritation develops or persists.
- › Do not breathe vapour or spray. It is recommended to wear suitable nose pad during sanding and surface preparation to avoid dust inhalation
- › Do not pour leftover paint down the drain or in water courses.
- › In the event of spills, contain spillage using sand or earth.
- › Avoid creation and inhalation of dust. Use in a well-ventilated area.
- › No added Lead, Mercury or Chromium compounds.