

PRODUCT CODE 0003

Professional Premium Exterior Emulsion Matt

Asian Paints Professional Premium Exterior Emulsion Matt is a smooth water-based, modified acrylic, exterior wall finish with silicon additives. It provides an understated Matt finish.



WATER BASED

LEAD FREE* GUARANTEE

*All Asian Paints products contain no added Lead, Mercury, Arsenic or Chromium from April 2008.

PRODUCT BENEFITS



Weather Guard

Specially formulated to withstand extreme tropical conditions of high rainfall, humidity and heat.



Unique contemporary look

Provides a uniform, rich and non-reflective finish, perfect for a contemporary look that hides surface imperfections.

Excellent Protection against UV Attack

Provides extremely good protection against alkali and UV degradation thus ensuring that the shade doesn't fade and lasts longer.



Excellent Anti-algal Performance

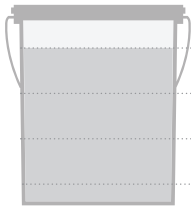
Provides excellent resistance to algal growth. This resists appearance of black spots on walls due to algal growth.

Heat Reflectant Property

Available in over 760 shades which can reduce the temperature of the painted surface up to 5 °C.

PRODUCT FEATURES

WASHABILITY



✓ **HIGH**
MEDIUM
LOW

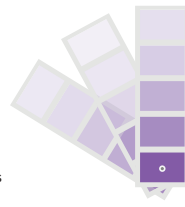
AVAILABLE PACKS



Shelf life: 3 years from date of manufacture in original tightly closed containers away from direct sunlight and excessive heat.

COLOURS AVAILABLE

760+*



*Currently available in more than 760 shades as per the Asian Paints Colour Spectra.

FINISH



MATT SOFT SHEEN RICH SHEEN HIGH GLOSS

✓ **SMOOTH**

Refer to sheen levels in technical details

COVERAGE

On normal masonry surface by brushing



1 COAT

100 - 130 sq.ft/ltr**




2 COATS

55 - 65 sq.ft/ltr**

**Actual coverage may vary from the quoted coverage due to factors such as method and condition of application and surface roughness and porosity.

HOW TO APPLY

PRE PAINTING STEPS



PLASTER New masonry surfaces must be allowed to cure completely for best results. It is recommended to allow 28 days as curing time for new masonry surfaces. However, Asian Paints Smart Care Primero can be applied on fresh concrete as well.



CLEANING Ensure that surface is completely free from all dirt, loosely held plaster, powdery residue, oil, grease or any other contamination. Any previous growth of fungus, algae or moss needs to be removed thoroughly by vigorous wire brushing and cleaning with water. One coat of SmartCare BioBlock is recommended to prevent further growth of algae, fungus or moss.



FILLING FOR CRACKS For Surface imperfections such as holes and cracks are to be filled by using Asian Paints SmartCare Crack Seal (cracks upto 3mm width) or using a mixture of white cement and fine sand (in the ratio 1:3).



PAINT APPLICATION PROCESS

APPLICATION	PRODUCT CODE	THINNER	DILUTION % (BY VOLUME)	APPLICATION ¹ VISCOSITY (SEC)	RECOATING PERIOD ² (HOURS)
STEP 1 ASIAN PAINTS WALL PUTTY (OPTIONAL)	0079	WATER	40% - 50%	N/A	6 - 8 HRS
STEP 2 PROFESSIONAL EXTERIOR WALL PRIMER OR EXTERIOR WALL PRIMER BRUSH / SPRAY / ROLLER	1019 0065	WATER	BRUSH 90 - 110 SPRAY 40 - 45 ROLLER 90 - 110	BRUSH 15 - 18 SPRAY 33	4 - 5 HRS
APPLICATION OF PRIMER IS MANDATORY. NOT DOING SO CAN LEAD TO FAILURE OF PAINT FILM					
STEP 3 FIRST COAT PROFESSIONAL PREMIUM EXTERIOR EMULSION MATT BRUSH / SPRAY / ROLLER	0003	WATER	BRUSH MAX 40 SPRAY MAX 40 ROLLER MAX 40	BRUSH 25 - 35 SPRAY 25 - 35	4 - 6 HRS
STEP 4 SECOND COAT PROFESSIONAL PREMIUM EXTERIOR EMULSION MATT BRUSH / SPRAY / ROLLER	0003	WATER	BRUSH MAX 40 SPRAY MAX 40 ROLLER MAX 40	BRUSH 25 - 35 SPRAY 25 - 35	4 - 6 HRS

HORIZONTAL SURFACES LIKE TOP OF WINDOWS, LEDGES SHOULD BE PAINTED WITH 3 COATS OF PROPEX FOR GREATER PROTECTION

1. As measured through a Ford cup.
2. Recoat period is quoted for 25°C and 50% Relative Humidity, these may vary under different conditions.
3. Some shades may require 3 coats for proper hiding.

HOW TO CHOOSE COLOURS

Browse through Asian Paints colour tools to help you find the right colour combination

COLOUR SPECTRA FAN DECK*



ASIAN PAINTS IMAGINE EXTERIORS



ACE AND APEX SHADE CARD



*These shades are for reference only. Please refer to the Colour Spectra or Colour Palette for correct shade reference

FORESITE SERVICE

Choosing the right combination of shades for your home can be difficult. At such times, you could do with some professional help. Asian Paints Foresite provides you with prints for your home in 3 colour combinations, as selected by you. Visit an Asian Paints Colour World retail store which offers this service, and furnish a digital photograph (resolution 300-dpi or more) to the dealer.



ADDITIONAL INFORMATION

VOC CONTENT



LOW VOC CONTENT

Asian Paints Professional Premium Exterior Emulsion Matt meets the LEEDS VOC criteria as per Indian Green Building Council version 1.0 as tested at Shriram Institute for Industrial Research. Tested for Propex White (shade code 0908)

POST PAINTING CARE

For the best performance of the paint, ensure proper washing and cleaning of all algal and fungal growth, if any, at regular intervals of six months.

TECHNICAL DETAILS

- a. Drying time:** Surface dry time 30 min
- b. Sheen levels:** 2 - 8 at 85 deg GH
- c. Flash point IS101/1987 Part 1, Sec 6:** NA
- d. Stability of thinned paint:** To be used within 24 hours

PRECAUTIONS

- Do not apply when ambient temperature is less than 10°C or if the temperature might drop to this level within 4 hrs of application.
- Do not over-thin or over-extend the brush.
- Tint using Asian Paints machine colourants only
- Stir well and strain before use.
- Tinted paints need thorough shaking immediately after tinter addition as well as before use.

SAFETY FEATURES

- Kindly refer to the MSDS for Asian Paints Professional Premium Exterior Emulsion Matt which gives detailed information on safety measures while handling the paint, which is available on request.
- Store the container with the lid tightly closed in an upright position, in a cool, dry place
- Keep out of reach of children and away from eatables.
- May be harmful if swallowed. In case of ingestion seek immediate medical attention.
- Wear eye protection during application. In case of contact with eyes, rinse immediately with plenty of water and seek medical advice.
- In case of skin contact immediately wash skin with soap and plenty of water. Get medical attention if irritation develops or persists.
- Do not breathe vapour or spray. It is recommended to wear suitable nose pad during sanding and surface preparation to avoid dust inhalation
- Do not pour leftover paint down the drain or in water courses.
- In the event of spills, contain spillage using sand or earth.
- No added Lead, Mercury or Chromium compounds.